

Select
Office Furniture

FURNITURE COLLECTION

JAN 2020





Working in partnership with Lee & Plumptre, a family owned and operated British manufacturer of stylish contemporary furniture, established since 1974. Who use premium materials sourced from responsible suppliers to create furniture tailored to the demands of modern commercial interiors.

T: 01284 767670 | sales@selectofficefurniture.co.uk | selectofficefurniture.co.uk



- We are proud to be considered a leading British manufacturer.
- All our furniture is designed and manufactured at our 200,000 square foot factory set in 20 acres of land in the East of England.
- Established partner to suppliers and specifiers working in all sectors of commercial and contract interiors.



**DESIGN
QUALITY
SERVICE**

COMMITMENT TO **QUALITY**


Continuous investment in facilities and training, coupled with a dedicated workforce and strong supplier relationships, ensures the quality, consistency and reliability our customers expect.

Our furniture manufacturing system conforms to the Quality Management Standard
BS EN ISO 9001:2015

We offer a 7-year guarantee on all products, unless specified.

OUR **PEOPLE**

We believe that our continued success in delivering excellence relies upon the commitment and integrity of our team. Our people are the foundation of our company values, and we strive to continuously improve our service to you.



BESPOKE DESIGN

With its own production unit and dedicated team, our bespoke service offers tailor-made solutions that will transform your specifications into reality.

Whether it is a simple adjustment to one of our existing ranges, or your own unique design, we will deliver to the high standards of quality and finish that define Lee and Plumpton furniture.



If you are unsure what is possible, your Account Manager or a member of our design team will be happy to assist.

From the simplest to the most complex project, our team will support you from initial idea to delivery.

QUICK & ACCURATE DELIVERY

We will deliver your goods to you with the utmost care.



Rapid order turnaround is guaranteed via our weekly scheduled deliveries and on many items we offer Quick Ship. Whilst our standard deliveries are free of charge, we also offer next day delivery on stocked items, or customers may collect with 24 hours' notice.

DELIVERY GROUPS

Our products are grouped by their delivery status.

Quick Ship: Products delivered within 5 working days from your order deadline date.

Group A: Products subject to a longer lead time.



Look out for the Quick Ship logo.

SALES SUPPORT

SPACE PLANNING

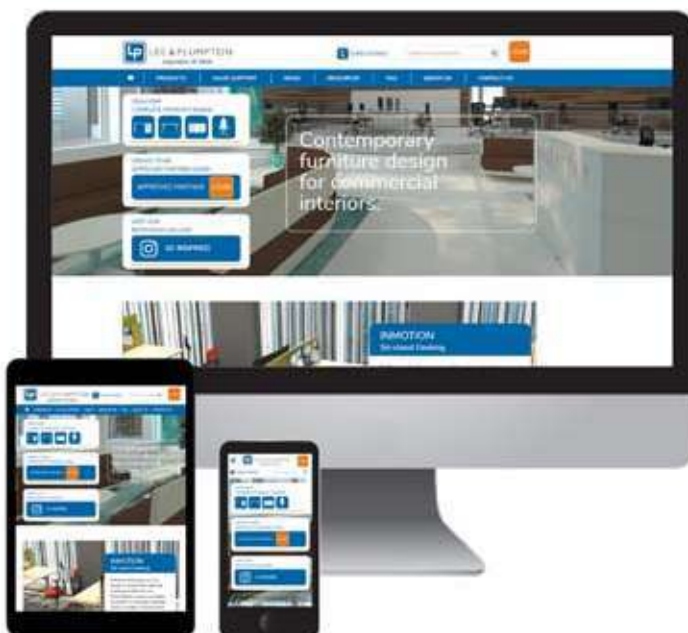
Take advantage of our professional space planning service to create the optimum layout for your project. Our design team can make recommendations and provide practical advice and guidance throughout the planning process.



You can download CAD blocks directly from our website.

MARKETING LITERATURE PRINT & DIGITAL

Our experienced designers will work closely with you and your Account Manager to help you grow your business. We design a wide range of marketing materials and these can be adapted to complement your brand. From flyers, postcards, and posters to a wide range of digital collateral.



leeandplumpton.co.uk

Visit our website for all the latest resources. As well as detailed 2D and 3D CAD blocks, we also have an extensive library of product images, assembly instructions, certificates and accreditations.

If you can't find what you need, please contact your Account Manager or our Customer Services team.



STANDARDS AND CERTIFICATIONS



FM66808

Quality Management System
BS EN ISO 9001:2015 (QMS)




EMS515183

Environmental Management System
BS EN ISO 14001:2015 (EMS)



OHS90285

Occupational Health And Safety
Management System
OHSAS 18001:2007 (OH&S)



British Contract Furnishing
Association (BCFA)



Established 1987

Commercial Furniture Advisory Service
(CFAS)



Members Of Furniture Industry
Research Association (FIRA)



Furniture Industry Sustainability
Programme (FISP)



Forest Stewardship Council®
TT-COC-003072

Lee & Plumptre desks, tables and workstations comply with BS EN 527-1:2011.
Review our credentials and certifications online at www.leeandplumpton.co.uk

ENVIRONMENTAL RESPONSIBILITY

We recognise our responsibility to consider all aspects of our manufacturing processes in terms of environmental impact. We are committed to continually improving the ways in which we can protect the environment, including the reduction of pollution and waste.



ZERO TO LANDFILL.

Our recovery and recycling initiatives cover 66% of the waste we produce and the remaining 34% is processed as waste to energy (WTE).

BS EN ISO 14001:2015 ENVIRONMENTAL MANAGEMENT SYSTEM

We measure and assess our efforts through our integrated management system by setting clear objectives for improvement, implementing a management programme, and conducting regular reviews for continual improvement.



EMS515183

MEMBERS OF (FISP)

We are full members of the Furniture Industry Sustainability Program (FISP) and this enables us to focus on reducing our social and environmental impact.



WASTE MANAGEMENT

The waste that we produce is segregated into individual streams and collected by a waste management company that manages the recycling. 10% is processed as Waste to Energy (WTE).

FOREST STEWARDSHIP COUNCIL® (FSC®)

Our Chain of Custody certification (COC) with the Forest Stewardship Council® (FSC®) represents the unbroken path that certified products take: from the well managed forests of origin to the consumer.

This certification, combined with our efforts to reduce carbon emissions via various recycling initiatives, transportation and our investment in solar power, are all part of our ongoing commitment to work towards a more sustainable and greener future.



The mark of
responsible forestry

CONTENTS



DESKING

PAGES 12 – 89

INMOTION	PAGES	12 – 17
ANTI-FATIGUE SYSTEM MATS	PAGES	18 – 19
AURABENCH NEW BLACK FRAME	PAGES	20 – 29
LIBRA	PAGES	30 – 35
GEODESK	PAGES	36 – 39
DUTY	PAGES	40 – 49
DOMINOBEAM	PAGES	50 – 55
ASCEND	PAGES	56 – 59
SPIRE	PAGES	60 – 61
SATELLITE	PAGES	62 – 67
ATMOSPHERE	PAGES	68 – 73
GALAXY	PAGES	74 – 77
STUDYHUB	PAGES	78 – 81
SMARTTOP	PAGES	82 – 85
RECEPTION	PAGES	86 – 87
SCREENS	PAGES	88 – 89



TABLES

PAGES 90 – 113

SPIRE	PAGES	90 – 95
BARREL & OVAL TABLES	PAGES	96 – 97
PLANAR	PAGES	98 – 99
SLED	PAGES	100 – 101
TILT TOP TABLES	PAGES	102 – 103
FOLDING TABLES	PAGES	104 – 105
DURABLE TABLES	PAGES	106 – 107
ELECT	PAGES	108 – 109
ROUND TABLES	PAGES	110 – 111
BASIC TABLES	PAGES	112 – 113



STORAGE

PAGES 116 – 137

SIGNATURE	PAGES	116 – 125
LIBERTY LOCKERS	PAGES	126 – 129
PIGEONHOLE UNITS	PAGES	130 – 131
INFINITY	PAGES	132 – 137



TASK CHAIRS

PAGES 138 – 151

DRAYTON	PAGES	140 – 141
PASTON & LENWADE	PAGES	142 – 143
RANWORTH	PAGES	144 – 145
MOULTON	PAGES	146 – 147
SALHOUSE	PAGES	148 – 149
ILOA NEW LINES	PAGES	150 – 151

CONTENTS



CHAIRS & STOOLS

PAGES 152 – 167

BRANDON	PAGE	152 – 153
ASHBY	PAGES	156 – 157
LINGWOOD	PAGES	158 – 160
WROXHAM	PAGE	161
HOLT	PAGE	162
CARBROOKE	PAGE	163
HEYDON	PAGES	164 – 167



SOFT SEATING

PAGES 168 – 185

MOUNT	PAGES	170 – 173
AZUR	PAGES	174 – 175
CAVIL	PAGES	176 – 177
AMITY	PAGES	178 – 179
RAPID	PAGES	180 – 181
DUAL	PAGE	182
SOFT STOOLS	PAGE	183
CUSHIONS	PAGES	184 – 185



ACCESSORIES

PAGES 186 – 197

SCREENS	PAGES	186 – 189
PEDESTAL ACCESSORIES	PAGE	190
MONITOR ARMS	PAGE	191
CABLE MANAGEMENT	PAGE	192
CPU HOLDERS	PAGE	193
POWER MODULES	PAGE	194 – 195
CHAIR MATS	PAGE	196
ANTI-FATIGUE SYSTEM MATS	PAGE	197



ADDITIONAL INFORMATION

PAGES 198 – 211

FABRIC GROUPS	PAGES	198 – 203
FABRIC SWATCHES	PAGES	204 – 207
DESK CONFIGURATIONS	PAGES	208 – 211

L&P HIGHLIGHTS

MADE TO MEASURE

Our bespoke service gives you the opportunity to get creative.
Personalise our Liberty lockers according to a particular colour scheme, brand or theme.



POWER MODULES

Integrated power modules are ideal for boardroom tables, available in a variety of configurations providing you with power, data and media connections. To find out more, call our customer services team on 01953 453830 or contact your account manager.



20

AURABENCH, NOW IN BLACK

NEW! Black metal finish is now available for AuraBench desks. Combined with our popular desktop finishes, the new black leg brings a fresh and modern option to the range.



12

INMOTION SIT-STAND DESKS

InMotion sit-stand desks are available as electric or manually operated desks, in single or back to back options.



150

ILOA ERGONOMIC STOOLS

The ILOA swivel saddle stool, encourages good posture, allowing you to sit comfortably at different heights. ILOA is the perfect partner for our InMotion sit-stand desks.

INMOTION

In the UK, the typical office worker still spends the majority of their working day sitting down at a desk.




Above: Back to back InMotion desks in maple with silver frames and screens.

We all know that to make a difference to our general health and wellbeing we need to keep moving. Even something as simple as periodically changing our posture at work can have a positive impact on our physical and mental wellbeing.

InMotion gives you the power to choose the optimum working position for you.

ERGONOMIC MOVEMENT

- Electric or manual.
- Single or back to back.
- Choice of four widths.
- Silver or white frame.
- Six work top finishes.
- Four setting control panel available.
- Screens available.



5 BENEFITS OF INMOTION DESKS

Better **Posture**

No more slouching in your chair or hunching over your desk.

Promotes **Creativity**

Studies show that standing desks can boost creativity and even make you more receptive to collaboration.

Burns **Calories**

Standing burns more calories than sitting down.

Beats **Fatigue**

Simply being on your feet can stop you from feeling as tired and boost your motivation.

Improves **Productivity**

By standing up you feel more alert, which helps you to stay focused on the task in hand.



Back to back InMotion desks in birch with white frames.

INMOTION

Stylish, ergonomic and with consistent design details across the whole range, InMotion will transform your workplace, and your workforce.

Whether the simple push button controller, or using the front crank handle, all of our InMotion desks move effortlessly between their lowest and highest settings.



FEATURES & DETAILS

SPECIFICATION

- Worktops 25mm E1 melamine faced high density particle board.
- Weight load capacity (per desk) 80kg.
- Cable trays available.
- Single and back to back.

CABLE PORTS

- All desks are fitted with cables ports to match the leg.
White cable ports with white legs, grey cable ports with silver legs

ELECTRIC

↑
631 to 1281mm
↓
movement range

35mm per second
motor lifting speed

Safety

The desk will retract if it comes into contact with a solid object.

InMotion electric desks conform to **BSI regulation BS-EN 527-1 2011.**

5
Year
Guarantee

Uprights, motor
and controller

7
Year
Guarantee

All other
components



MANUAL

↑
686 to 1186mm
↓
movement range



Front mounted crank
handle retracts under work
surface when not in use.

5
Year
Guarantee

Uprights &
mechanism

7
Year
Guarantee

All other
components



FEATURES & DETAILS

METAL & WOOD FINISHES

QS: Quick Ship | **GROUP A:** Subject to a longer lead time.

QUICKSHIP

Not Available

GROUP A

Metal Finishes



S Silver



W White

Wood Finishes



BI Birch




MA Maple



WA Walnut



BE Beech



WH White




LO Light Oak

Wood finishes are heat, stain and scratch resistant when used for their intended purposes.

Please add the metal and wood suffix to your code when ordering eg: IMRE12D1EWBE

Below: Back to back and single InMotion desks in white with white frames, shown with Moulton chairs. Infinity cupboards in white are also featured. Azur 2 seater sofas and reception unit in white. Duty desks are shown on the upper level in white.



INMOTION

ELECTRIC INMOTION

- Available
- Not Available

SINGLE DESK



W x D x H (mm)	Code	QS	Grp A	RRP
1200 x 795 x 631 to 1281	IMRE12D1E	○	●	£1070.00
1400 x 795 x 631 to 1281	IMRE14D1E	○	●	£1088.00
1600 x 795 x 631 to 1281	IMRE16D1E	○	●	£1105.00
1800 x 795 x 631 to 1281	IMRE18D1E	○	●	£1122.00

BACK TO BACK DESK



W x D x H (mm)	Code	QS	Grp A	RRP
1200 x 1680 x 631 to 1281	IMRE12B2E	○	●	£2033.00
1400 x 1680 x 631 to 1281	IMRE14B2E	○	●	£2068.00
1600 x 1680 x 631 to 1281	IMRE16B2E	○	●	£2103.00
1800 x 1680 x 631 to 1281	IMRE18B2E	○	●	£2137.00

CONTROL PANEL



Code		QS	Grp A	RRP
SIMCP	Four setting memory control panel	○	●	£105.00

MANUAL INMOTION

- Available
- Not Available

SINGLE DESK



W x D x H (mm)	Code	QS	Grp A	RRP
1200 x 795 x 686 to 1186	IMRE12D1M	○	●	£890.00
1400 x 795 x 686 to 1186	IMRE14D1M	○	●	£908.00
1600 x 795 x 686 to 1186	IMRE16D1M	○	●	£926.00
1800 x 795 x 686 to 1186	IMRE18D1M	○	●	£943.00

BACK TO BACK DESK




W x D x H (mm)	Code	QS	Grp A	RRP
1200 x 1680 x 686 to 1186	IMRE12B2M	○	●	£1673.00
1400 x 1680 x 686 to 1186	IMRE14B2M	○	●	£1709.00
1600 x 1680 x 686 to 1186	IMRE16B2M	○	●	£1745.00
1800 x 1680 x 686 to 1186	IMRE18B2M	○	●	£1780.00

QS: Quick Ship | **GROUP A:** Subject to a longer lead time.



Back to back InMotion desks in white with white frames, shown with Salhouse chairs and screens.

SCREENS



- Available
- Not Available

W x H (mm)	QS	Grp A	Std colours	RRP	Group 1 fabric	RRP	Group 2 fabric	RRP
1200 x 555	○	●	SCIM12W	£174.00	SCIM12WG1	£184.00	SCIM12WG2	£204.00
1400 x 555	○	●	SCIM14W	£194.00	SCIM14WG1	£204.00	SCIM14WG2	£225.00
1600 x 555	○	●	SCIM16W	£215.00	SCIM16WG1	£225.00	SCIM16WG2	£245.00
1800 x 555	○	●	SCIM18W	£234.00	SCIM18WG1	£246.00	SCIM18WG2	£265.00

Table above shows code for screens with white brackets. For silver brackets, replace the 'W' in the code with an 'S'.

- Screens are mounted with either white or silver brackets to match the desk frame finish.
- Screens are available in a range of fabric colours:
Group 1 fabrics: Camira Cara or Carlow range.
Group 2 fabrics: Camira Lucia range.



For colour fabric swatches refer to page 206.

CABLE TRAYS



Cable trays are available in silver or white to match the frame finish.

Please add the colour suffix to your code when ordering.
S Silver or **W** White.

Desk Width	Cable Trays	Code	QS	Grp A	RRP
1200mm	1 x 400mm and 1 x 600mm	IMCTRAY12	○	●	£42.00
1400mm	2 x 600mm	IMCTRAY14	○	●	£46.00
1600mm	2 x 400mm and 1 x 600mm	IMCTRAY16	○	●	£60.00
1800mm	1 x 400mm and 2 x 600mm	IMCTRAY18	○	●	£65.00

Cable trays are supplied in 400mm and 600mm parts depending on the length of your desk.

QS: Quick Ship | **GROUP A:** Subject to a longer lead time.

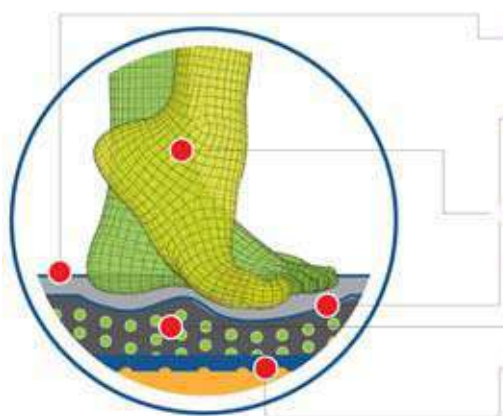
ANTI-FATIGUE SYSTEM MATS

Get the most out of our InMotion sit-stand desks with an ergonomic surface mat.

Designed to encourage regular foot movement and changes in standing position, to stimulate blood flow and increase metabolism.

The supportive standing surface reduces the strain on feet, legs, knees and back joints.

- Contains anti-microbial ingredients to protect from microbial deterioration and is effective for the life of the product.
- Anti-slip base with 'easy-slide' for repositioning.
- Environmentally friendly. Non-toxic and phthalate free.
- 10 year Guarantee



- Embossed PVC or tactile Polyester top surface with anti-microbial additive.
- Formed or printed ergonomic features of various depths and contours designed to massage feet and help induce subconscious micro-movements.
- Micro-movements help blood circulation and can increase metabolism, helping to further reduce fatigue.
- Specially formulated polyurethane of different thicknesses across the range designed for optimum impact reduction and long standing comfort.
- Bevelled edge and non-slip base layer.

● Available
○ Not Available

AFS MATS 2000



W x D (cm)	Colour	Code	QS	Grp A	RRP
50 x 80 cm	Midnight Black	ACAF20	○	●	£100.00

- High gauge 18mm polyurethane construction.
- Deep cushioned mat.
- Features an ergonomically designed print that encourages regular movement.
- Anti-microbial.
- Anti-slip base.

Features an ergonomically designed print that acts as a visual cue to encourage regular movement.



AFS MATS 3000



W x D (cm)	Colour	Code	QS	Grp A	RRP
50 x 100 cm	Midnight Black	ACAF30	○	●	£122.00

- Premium gauge extra depth 20mm polyurethane construction designed not to lose body support over time.
- Extended width for larger areas.
- Polyester cover for added comfort, ideal for users who like to work without footwear.
- Contoured, curl-proof edging ensures stability.
- Anti-microbial.
- Anti-slip base.

Designed for comfort featuring a soft polyester cover.



Contoured, curl-proof edging

Large size



QS: Quick Ship | **GROUP A:** Subject to a longer lead time.

ANTI-FATIGUE SYSTEM MATS

- Available
- Not Available


AFS MATS 3000x



W x D (cm)	Colour	Code	QS	Grp A	RRP
50 x 100 cm	Midnight Black	ACAF3X	○	●	£136.00

- Premium gauge extra depth 20mm polyurethane construction designed not to lose body support over time.
- Polyester cover for added comfort, ideal for users who like to work without footwear.
- Debossed surface provides foot massage and encourages movement.
- Contoured, curl-proof edging ensures stability.
- Extended width for larger areas.
- Built in hang tag • Anti-microbial. • Anti-slip base.

Premium anti-fatigue mat for optimum support and comfort. Debossed features provide foot massage and promote movement for extra fatigue relief. With anti-slip base and contoured edging for stability and safety.



AFS MATS 5000



W x D (cm)	Colour	Code	QS	Grp A	RRP
66 x 90 cm	Midnight Black	ACAF50	○	●	£158.00

- Premium gauge extra depth polyurethane construction designed not to lose body support over time.
- Contoured profile between 20mm and 50mm.
- Raised trigger massage pods to encourage movement and massage the soles of feet (if working without shoes).
- Ergo-bar and raised surround allows stretching of feet and ankles. This feature can also be used to easily reposition the mat.
- Anti-microbial. • Anti-slip base.

Premium ergonomically designed anti-fatigue mat for comfort & productivity. Features raised trigger massage pods to encourage movement.



Contoured top surface provides massage and stretch points for comfort and movement.



'Ergo-Bar' feature provides a bespoke low impact feature for stretching and therapeutic relief.

CHAIR MATS

Protect carpets and hard floors from damage caused by chairs and other furnishings.
See page 196


AURABENCH

A floating top bench system ideal for collaborative workspaces, or large open plan environments. The AuraBench system offers sleek styling with robust build quality, and the flexibility to grow with your business.

FLEXIBILITY TO GROW

- Single desk or 2,4,6,8 bench.
- Plus two retro-fit.
- All bench systems are supplied with easy access cable management.
- Table and return desks to complete the installation.

Below: AuraBench rectangular set of 6, shown in light oak with black frames and black narrow pedestals. Also features Executive triple toolrail screens and Moulton task chairs.



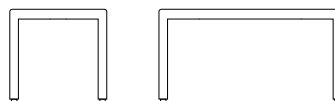
FEATURES & DETAILS

SPECIFICATION

- Floating desktop design made from 25mm grade E1 melamine faced high density particle board.
- The intermediate leg adds extra strength and support.
- Height levelling feet as standard.
- A scallop design is featured at the rear of each desk.

FRAME

- Stylish laser cut profile end frame made from a continuous heavy gauge steel tube for extra strength.



METAL & WOOD FINISHES

QS: Quick Ship | **GROUP A:** Subject to a longer lead time.

QUICK SHIP

Not Available

GROUP A

Metal Finishes



S Silver



W White




B Matt Black

NEW


Wood Finishes



BI Birch




MA Maple



WA Walnut



BE Beech



WH White



LO Light Oak

Wood finishes are heat, stain and scratch resistant when used for their intended purposes.

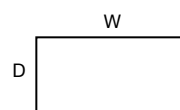
Please add the metal and wood suffix to your code when ordering eg: AUSW14RSBI



DESK SHAPES



Wave
(Left hand shown)



Rectangular

Sets of 2, 4, 6 and 8. You can also add multiple plus two benches.



CABLE MANAGEMENT

- All bench systems are supplied with integrated cable management to span the full width of the desk.
- Cable management is angled to provide easy access through the large portholes to cables and power units.
- Additional cable management and accessories are available to purchase separately.



PEDESTAL SPECIFICATION

- 25mm top and drawer fronts with an 18mm unit.
- Narrow pedestal available, 18mm complete unit.
- Silver bow handles.
- Steel options also available.

AURABENCH

SINGLE DESKS (AVAILABLE IN 600 & 800 DEEP)

- Available
- Not Available

WAVE DESK



Cable management comes as standard for single desks.

	W x D x D2 x H (mm)	Left Hand	Right Hand	QS	Grp A	RRP
600 Deep						
(1200)	1200 x 800 x 600 x 740	AUSW12L	AUSW12R	○	●	£459.40
(1400)	1400 x 800 x 600 x 740	AUSW14L	AUSW14R	○	●	£474.29
(1600)	1600 x 800 x 600 x 740	AUSW16L	AUSW16R	○	●	£489.18
(1800)	1800 x 800 x 600 x 740	AUSW18L	AUSW18R	○	●	£504.03
800 Deep						
(1200)	1200 x 1000 x 800 x 740	AUWV12L	AUWV12R	○	●	£518.88
(1400)	1400 x 1000 x 800 x 740	AUWV14L	AUWV14R	○	●	£533.78
(1600)	1600 x 1000 x 800 x 740	AUWV16L	AUWV16R	○	●	£548.66
(1800)	1800 x 1000 x 800 x 740	AUWV18L	AUWV18R	○	●	£563.52

If you need a desktop screen, single AuraBench desks require different fixings. Please contact our customer services team for enquiries.

RECTANGULAR DESK



	W x D x H (mm)	Code	QS	Grp A	RRP
600 Deep					
(1200)	1200 x 600 x 740	AURS12	○	●	£449.74
(1400)	1400 x 600 x 740	AURS14	○	●	£464.63
(1600)	1600 x 600 x 740	AURS16	○	●	£479.52
(1800)	1800 x 600 x 740	AURS18	○	●	£494.37
800 Deep					
(1200)	1200 x 800 x 740	AURE12	○	●	£509.25
(1400)	1400 x 800 x 740	AURE14	○	●	£524.15
(1600)	1600 x 800 x 740	AURE16	○	●	£539.03
(1800)	1800 x 800 x 740	AURE18	○	●	£553.89

If you need a desktop screen, single AuraBench desks require different fixings. Please contact our customer services team for enquiries.

MODESTY PANEL



Width (mm)	Code	QS	Grp A	RRP
1200 (Width)	AUMO12	○	●	£51.00
1400 (Width)	AUMO14	○	●	£59.00
1600 (Width)	AUMO16	○	●	£67.00
1800 (Width)	AUMO18	○	●	£73.00

- Modesty panel fits to the single desk only.
- 304mm deep.
- 18mm board with 2mm edging.

QS: Quick Ship | **GROUP A:** Subject to a longer lead time.

AURABENCH

SET OF 2 DESKS (AVAILABLE IN 600 & 800 DEEP)

- Available
- Not Available

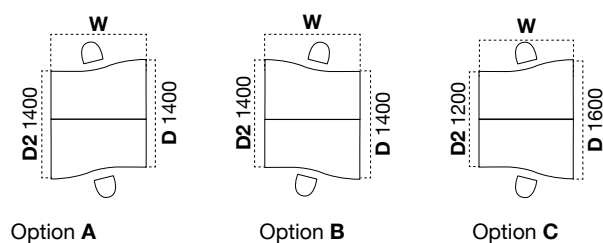
WAVE DESK



W x H (mm) (See D x D2 below)		Code	QS	Grp A	RRP
600 Deep					
(1200)	1200 x 740	AUSW12S2	○	●	£899.21
(1400)	1400 x 740	AUSW14S2	○	●	£924.91
(1600)	1600 x 740	AUSW16S2	○	●	£950.60
(1800)	1800 x 740	AUSW18S2	○	●	£976.36
800 Deep					
(1200)	1200 x 740	AUWV12S2	○	●	£1015.13
(1400)	1400 x 740	AUWV14S2	○	●	£1040.85
(1600)	1600 x 740	AUWV16S2	○	●	£1066.52
(1800)	1600 x 740	AUWV18S2	○	●	£1092.30

WAVE HAND OPTIONS

600 Deep

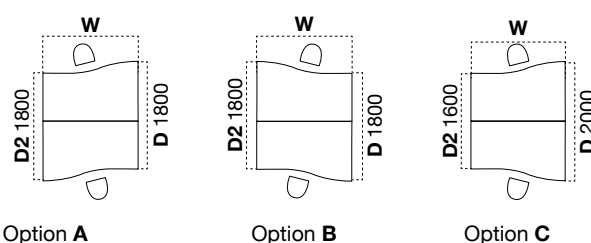


Option A

Option B

Option C

800 Deep



Option A

Option B

Option C

Please add your wave hand options to your code when ordering **A, B or C** eg: AUSW12S2**A**

Please note add the wave hand code before the finish option codes.

RECTANGULAR DESK



W x D x H (mm)		Code	QS	Grp A	RRP
600 Deep					
(1200)	1200 x 1200 x 740	AURS12S2	○	●	£879.89
(1400)	1400 x 1200 x 740	AURS14S2	○	●	£905.59
(1600)	1600 x 1200 x 740	AURS16S2	○	●	£931.28
(1800)	1800 x 1200 x 740	AURS18S2	○	●	£957.04
800 Deep					
(1200)	1200 x 1600 x 740	AURE12S2	○	●	£995.87
(1400)	1400 x 1600 x 740	AURE14S2	○	●	£1021.59
(1600)	1600 x 1600 x 740	AURE16S2	○	●	£1047.26
(1800)	1800 x 1600 x 740	AURE18S2	○	●	£1073.04

- Available
- Not Available

QS: Quick Ship | **GROUP A:** Subject to a longer lead time.

AURABENCH

SET OF 4 DESKS (AVAILABLE IN 600 & 800 DEEP)

- Available
- Not Available

WAVE DESK



	W x D x D2 x H (mm)	Code	QS	Grp A	RRP
600 Deep					
(1200)	2400 x 1600 x 1200 x 740	AUSW12S4	○	●	£1696.07
(1400)	2800 x 1600 x 1200 x 740	AUSW14S4	○	●	£1747.47
(1600)	3200 x 1600 x 1200 x 740	AUSW16S4	○	●	£1798.85
(1800)	3600 x 1600 x 1200 x 740	AUSW18S4	○	●	£1850.37
800 Deep					
(1200)	2400 x 2000 x 1600 x 740	AUWV12S4	○	●	£1914.75
(1400)	2800 x 2000 x 1600 x 740	AUWV14S4	○	●	£1966.19
(1600)	3200 x 2000 x 1600 x 740	AUWV16S4	○	●	£2017.53
(1800)	3600 x 2000 x 1600 x 740	AUWV18S4	○	●	£2069.09

RECTANGULAR DESK



	W x D x H (mm)	Code	QS	Grp A	RRP
600 Deep					
(1200)	2400 x 1200 x 740	AURS12S4	○	●	£1657.43
(1400)	2800 x 1200 x 740	AURS14S4	○	●	£1708.83
(1600)	3200 x 1200 x 740	AURS16S4	○	●	£1760.21
(1800)	3600 x 1200 x 740	AURS18S4	○	●	£1811.73
800 Deep					
(1200)	2400 x 1600 x 740	AURE12S4	○	●	£1876.23
(1400)	2800 x 1600 x 740	AURE14S4	○	●	£1927.67
(1600)	3200 x 1600 x 740	AURE16S4	○	●	£1979.01
(1800)	3600 x 1600 x 740	AURE18S4	○	●	£2030.57

QUICK SHIP: Not Available

GROUP A:

Metal Finishes



W White



S Silver



B Matt Black

Wood Finishes



BI Birch



MA Maple



WA Walnut



BE Beech



WH White



LO Light Oak

QS: Quick Ship | **GROUP A:** Subject to a longer lead time.

AURABENCH

SET OF 6 DESKS (AVAILABLE IN 600 & 800 DEEP)

- Available
- Not Available

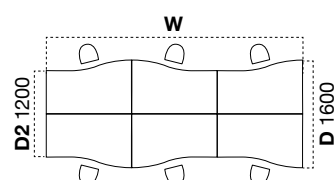
WAVE DESK



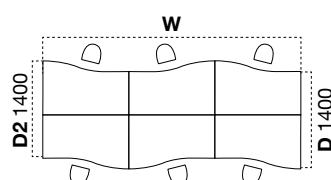
W x H (mm) (See D x D2 below)	Code	QS	Grp A	RRP
600 Deep				
(1200) 3600 x 740	AUSW12S6	○	●	£2492.93
(1400) 4200 x 740	AUSW14S6	○	●	£2570.03
(1600) 4800 x 740	AUSW16S6	○	●	£2647.10
(1800) 5400 x 740	AUSW18S6	○	●	£2724.38
800 Deep				
(1200) 3600 x 740	AUWV12S6	○	●	£2814.37
(1400) 4200 x 740	AUWV14S6	○	●	£2891.53
(1600) 4800 x 740	AUWV16S6	○	●	£2968.54
(1800) 5400 x 740	AUWV18S6	○	●	£3045.88

WAVE HAND OPTIONS

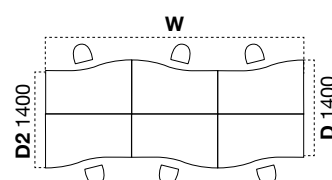
600 Deep



Option A

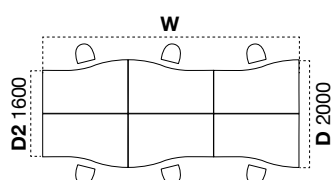


Option B

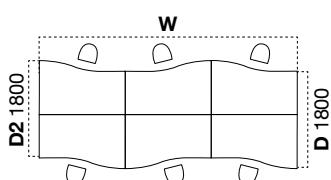


Option C

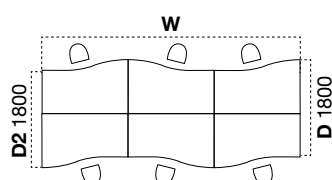
800 Deep



Option A



Option B



Option C

Please add your wave hand options to your code when ordering **A, B or C** eg: AUSW12S6A

Please note add the wave hand code before the finish option codes.

- Available
- Not Available

RECTANGULAR DESK



W x D x H (mm)	Code	QS	Grp A	RRP
600 Deep				
(1200) 3600 x 1200 x 740	AURS12S6	○	●	£2434.97
(1400) 4200 x 1200 x 740	AURS14S6	○	●	£2512.07
(1600) 4800 x 1200 x 740	AURS16S6	○	●	£2589.14
(1800) 5400 x 1200 x 740	AURS18S6	○	●	£2666.42
800 Deep				
(1200) 3600 x 1600 x 740	AURE12S6	○	●	£2756.59
(1400) 4200 x 1600 x 740	AURE14S6	○	●	£2833.75
(1600) 4800 x 1600 x 740	AURE16S6	○	●	£2910.76
(1800) 5400 x 1600 x 740	AURE18S6	○	●	£2988.10

AURABENCH

SET OF 8 DESKS (AVAILABLE IN 600 & 800 DEEP)

● Available
○ Not Available

WAVE DESK



W x D x D2 x H (mm)	Code	QS	Grp A	RRP
600 Deep				
(1200) 4800 x 1600 x 1200 x 740	AUSW12S8	○	●	£3289.79
(1400) 5600 x 1600 x 1200 x 740	AUSW14S8	○	●	£3392.59
(1600) 6400 x 1600 x 1200 x 740	AUSW16S8	○	●	£3495.35
(1800) 7200 x 1600 x 1200 x 740	AUSW18S8	○	●	£3598.39
800 Deep				
(1200) 4800 x 2000 x 1600 x 740	AUWV12S8	○	●	£3713.99
(1400) 5600 x 2000 x 1600 x 740	AUWV14S8	○	●	£3816.87
(1600) 6400 x 2000 x 1600 x 740	AUWV16S8	○	●	£3919.55
(1800) 7200 x 2000 x 1600 x 740	AUWV18S8	○	●	£4022.67

RECTANGULAR DESK



W x D x H (mm)	Code	QS	Grp A	RRP
600 Deep				
(1200) 4800 x 1200 x 740	AURS12S8	○	●	£3212.51
(1400) 5600 x 1200 x 740	AURS14S8	○	●	£3315.31
(1600) 6400 x 1200 x 740	AURS16S8	○	●	£3418.07
(1800) 7200 x 1200 x 740	AURS18S8	○	●	£3521.11
800 Deep				
(1200) 4800 x 1600 x 740	AURE12S8	○	●	£3636.95
(1400) 5600 x 1600 x 740	AURE14S8	○	●	£3739.83
(1600) 6400 x 1600 x 740	AURE16S8	○	●	£3842.51
(1800) 7200 x 1600 x 740	AURE18S8	○	●	£3945.63



AuraBench wave set of 12, shown in white with black frames. Also features perspex screens and Moulton task chairs with Infinity storage in white.

QS: Quick Ship | **GROUP A:** Subject to a longer lead time.

AURABENCH

SET OF PLUS 2 DESKS (AVAILABLE IN 600 & 800 DEEP)

You can add a plus 2 desk to extend any configuration and create a cost effective run of desks.

- Available
- Not Available

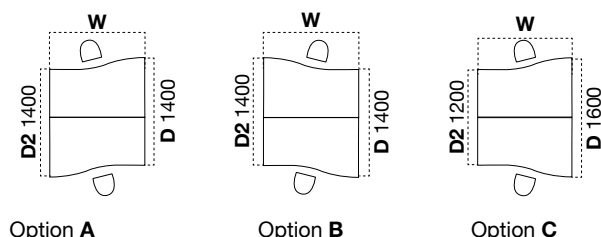
WAVE DESK



W x H (mm) (See D x D2 below)		Code	QS	Grp A	RRP
600 Deep					
(1200)	1200 x 740	AUSW12P2	○	●	£796.86
(1400)	1400 x 740	AUSW14P2	○	●	£822.56
(1600)	1600 x 740	AUSW16P2	○	●	£848.25
(1800)	1800 x 740	AUSW18P2	○	●	£874.01
800 Deep					
(1200)	1200 x 740	AUWV12P2	○	●	£899.62
(1400)	1400 x 740	AUWV14P2	○	●	£925.34
(1600)	1600 x 740	AUWV16P2	○	●	£951.01
(1800)	1800 x 740	AUWV18P2	○	●	£976.79

WAVE HAND OPTIONS

600 Deep

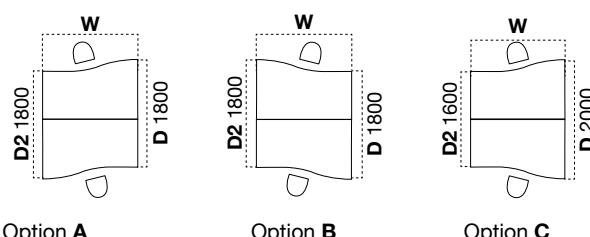


Option A

Option B

Option C

800 Deep



Option A

Option B

Option C

Please add your wave hand options to your code when ordering **A, B or C** eg: AUSW12P2**A**

Please note add the wave hand code before the finish option codes.

- Available
- Not Available

RECTANGULAR DESK



W x D x H (mm)		Code	QS	Grp A	RRP
600 Deep					
(1200)	1200 x 1200 x 740	AURS12P2	○	●	£777.54
(1400)	1400 x 1200 x 740	AURS14P2	○	●	£803.24
(1600)	1600 x 1200 x 740	AURS16P2	○	●	£828.93
(1800)	1800 x 1200 x 740	AURS18P2	○	●	£854.69
800 Deep					
(1200)	1200 x 1600 x 740	AURE12P2	○	●	£880.36
(1400)	1400 x 1600 x 740	AURE14P2	○	●	£906.08
(1600)	1600 x 1600 x 740	AURE16P2	○	●	£931.75
(1800)	1800 x 1600 x 740	AURE18P2	○	●	£957.53



AuraBench table in walnut with silver frame shown with Brandon meeting chairs.

TABLES

- Available
- Not Available



Our meeting tables have the same stylish floating top and curved frame design as our AuraBench desking range.

W x D x H (mm)	Code	QS	Grp A	RRP
1200 x 1200 x 740mm	AUBT12BF	○	●	£711.47
1800 x 1200 x 740mm	AUBT18BF	○	●	£768.17
2400 x 1200 x 740mm	AUBT24BF	○	●	£1333.18

RETURN DESK



Add a return desk to any AuraBench configuration to create additional workspace.

W x D x H (mm)	Code	QS	Grp A	RRP
800 x 600 x 740mm	AUDR80	○	●	£449.76
1000 x 600 x 740mm	AUDR10	○	●	£464.63
1200 x 600 x 740mm	AUDR12	○	●	£479.46

PEDESTALS



Steel Mobile Narrow 3 Drawer

Steel Mobile 3 Drawer

Mobile 2 Drawer

Mobile 3 Drawer


Narrow Under Desk

Pedestal	W x D x H (mm)	Finishes	2 Drawer	3 Drawer	QS	Grp A	RRP
Steel Mobile Narrow	300 x 570 x 600	Silver	–	AUNP57STD3S	○	●	£291.90
Steel Mobile Narrow	300 x 570 x 600	White	–	AUNP57STD3W	○	●	£291.90
Steel Mobile	420 x 570 x 600	Silver	–	AUMP57STD3S	○	●	£296.10
Steel Mobile	420 x 570 x 600	White	–	AUMP57STD3W	○	●	£296.10
Mobile	430 x 600 x 542	See wood finishes	AUMP60D2	AUMP60D3	○	●	£333.63
Narrow Under Desk *	310 x 555 x 680	See wood finishes	–	STNP60D3	○	●	£296.00

* Narrow under desk not suitable for use with 1200mm desks.

CABLE MANAGEMENT

AuraBench systems are supplied with integrated cable management to span the full width of the configuration. Additional cable management and accessories are available to purchase separately.



Vertical Cable Tower

Integrated Cable Tray
(comes as standard)Flat Integrated
Cable TrayCable Tray
Linking Unit

Cable Management	Description	Colour	Code	QS	Grp A	RRP
Vertical Cable Tower	Designed to offer complete vertical wire management. To be fitted to any join where integrated horizontal cable management is present. Not suitable for use on the single desk.	Silver, White	AUCTOWERS	○	●	£165.40
Integrated Cable Tray (comes as standard)	Designed to piece together for a perfect result. The integrated cable tray can be connected with the cable tray linking unit and flat cable tray if required. Not suitable for use on the single desk.	Silver, White				
410mm	1 x 410mm and 1 x 610mm cable tray fits a 1200mm desk.		AUCTRAY410S	○	●	£58.77
610mm	2 x 610mm cable trays fit a 1400mm desk.		AUCTRAY610S	○	●	£65.57
810mm	1 x 810mm and 1 x 610mm cable tray fits a 1600mm desk.		AUCTRAY810S	○	●	£72.40
1010mm	1 x 1010mm and 1 x 610mm cable tray fits an 1800mm desk.		AUCTRAY1010S	○	●	£79.20
Flat Integrated Cable Tray, 400mm	The flat integrated cable tray is designed to place large electrical items such as network devices or transformer plugs. Not suitable for use on the single desk.	Silver, White	AUCTRAYF400S	○	●	£58.77
Cable Tray Linking Unit, 180mm (Required to be used with Vertical Cable Tower)	Designed to be positioned above a vertical cable tower to neatly guide the wires through to the cable tower. Not suitable for use on the single desk.	Silver, White	AUCTRAYLINKS	○	●	£31.51

LIBRA



An adaptable bench system, the Libra desk is modular, and scalable to grow with business needs. Easy to install in busy working environments, the Libra desk delivers a balance of robust build quality at an affordable price.

THE BALANCED SOLUTION

- Clean simple lines.
- Robust build quality.
- Linear desk modesty panels included.
- Easy to install.
- From single desk up to linear sets of 4.
- From double to eight bench desks.
- Optional easy access cable management.

Libra bench, sets of 8 in birch with white frames shown with standard screens and Paston task chairs.



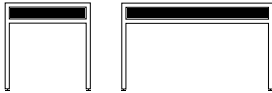
FEATURES & DETAILS

SPECIFICATION

- 18mm top made from grade E1 melamine faced high density particle board.
- Modular construction allows additional workstations to be added when required.
- End frames are supplied with an infill panel that matches the colour of the legs.
- Linear desks come with a modesty panel as standard.
- Height levelling feet are supplied.

FRAME

- Structural steel frame with an intermediate leg adding strength and stability.



CABLE MANAGEMENT

- Cable management trays are available to purchase separately for all desks and benches.

CABLE PORTS

- All desks feature two round cable ports matching the leg colour (white/white, silver/grey).

PEDESTAL SPECIFICATION

- 25mm top with an 18mm unit and drawer fronts. 25kg drawer runners.
- Narrow pedestal 18mm complete unit.
- Integral central locking, 2 keys are supplied.
- Silver bow handles.
- Height levelling feet / castors as standard
- Steel pedestal available.

METAL & WOOD FINISHES

QS: Quick Ship | **GROUP A:** Subject to a longer lead time.

QUICKSHIP

Metal Finishes



W White

Wood Finishes



BE Beech



WH White

GROUP A

Metal Finishes



W White



S Silver


Wood Finishes



BI Birch




MA Maple



WA Walnut



BE Beech



WH White



LO Light Oak

Please add the metal and wood suffix to your code when ordering eg: LBRE12B2**WBE**

Wood finishes are heat, stain and scratch resistant when used for their intended purposes.



Bench set of 4 desks with a white frame and birch top.
Shown with Executive single toolrail screens and Moulton chairs.

LIBRA

LINEAR DESKING



- Available
○ Not Available

DESK, SINGLE



W x D x H (mm)	Code	QS	Grp A	RRP
1200 x 800 x 740	LBRE12D1	●	●	£281.40
1400 x 800 x 740	LBRE14D1	●	●	£297.17
1600 x 800 x 740	LBRE16D1	●	●	£312.92

DESK, SET OF 2



W x D x H (mm)	Code	QS	Grp A	RRP
(1200) 2400 x 800 x 740	LBRE12D2	●	●	£472.48
(1400) 2800 x 800 x 740	LBRE14D2	●	●	£504.02
(1600) 3200 x 800 x 740	LBRE16D2	●	●	£535.52

DESK, SET OF 3



W x D x H (mm)	Code	QS	Grp A	RRP
(1200) 3600 x 800 x 740	LBRE12D3	●	●	£707.67
(1400) 4200 x 800 x 740	LBRE14D3	●	●	£753.93
(1600) 4800 x 800 x 740	LBRE16D3	●	●	£800.12

DESK, SET OF 4



W x D x H (mm)	Code	QS	Grp A	RRP
(1200) 4800 x 800 x 740	LBRE12D4	●	●	£942.84
(1400) 5600 x 800 x 740	LBRE14D4	●	●	£991.20
(1600) 6400 x 800 x 740	LBRE16D4	●	●	£1024.83

QUICK SHIP:

Metal Finishes



W White

Wood Finishes



BE Beech



WH White

GROUP A:

Metal Finishes



W White



S Silver

Wood Finishes



BI Birch



MA Maple



WA Walnut



BE Beech



WH White



LO Light Oak

QS: Quick Ship | **GROUP A:** Subject to a longer lead time.



LIBRA

BENCH DESKING

- Available
○ Not Available

BENCH, SET OF 2



W x D x H (mm)	Code	QS	Grp A	RRP
(1200) 1200 x 1600 x 740	LBRE12B2	●	●	£472.40
(1400) 1400 x 1600 x 740	LBRE14B2	●	●	£503.00
(1600) 1600 x 1600 x 740	LBRE16B2	●	●	£533.40

BENCH, SET OF 4



W x D x H (mm)	Code	QS	Grp A	RRP
(1200) 2400 x 1600 x 740	LBRE12B4	●	●	£943.90
(1400) 2800 x 1600 x 740	LBRE14B4	●	●	£1004.94
(1600) 3200 x 1600 x 740	LBRE16B4	●	●	£1065.74

BENCH, SET OF 6



W x D x H (mm)	Code	QS	Grp A	RRP
(1200) 3600 x 1600 x 740	LBRE12B6	●	●	£1415.32
(1400) 4200 x 1600 x 740	LBRE14B6	●	●	£1506.88
(1600) 4800 x 1600 x 740	LBRE16B6	●	●	£1598.08

BENCH, SET OF 8



W x D x H (mm)	Code	QS	Grp A	RRP
(1200) 4800 x 1600 x 740	LBRE12B8	●	●	£1886.74
(1400) 5600 x 1600 x 740	LBRE14B8	●	●	£2008.82
(1600) 6400 x 1600 x 740	LBRE16B8	●	●	£2130.45

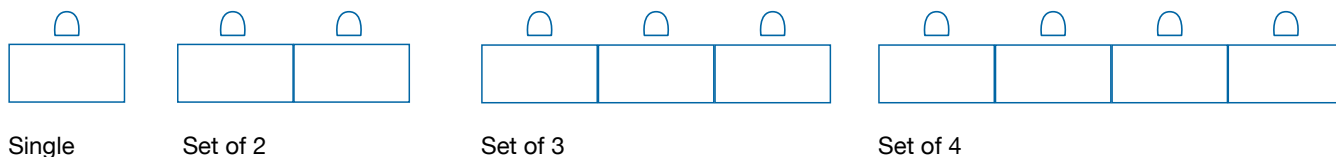
QS: Quick Ship | GROUP A: Subject to a longer lead time.



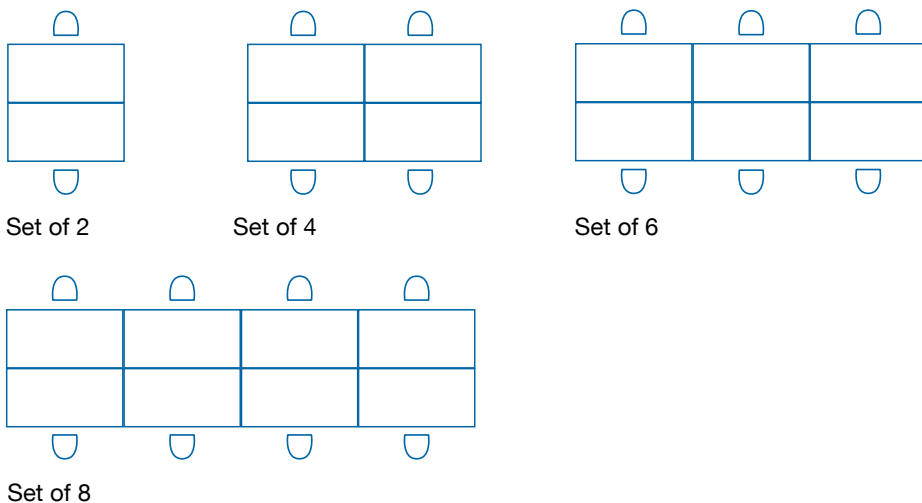
Above: Libra linear desks set of 3 in birch and Libra Bench set of 8 benches in birch with white frames. Also features Dual soft seating and Amity media booths.

LIBRA

LINEAR DESKING, CONFIGURATIONS



BENCH DESKING, CONFIGURATIONS



PEDESTALS

Personal storage solutions for the working office.

- Available
- Not Available



Steel Mobile Narrow
3 Drawer



Steel Mobile
3 Drawer



Mobile
2 Drawer



Mobile
3 Drawer



Narrow Under Desk
3 Drawer

Pedestal	W x D x H (mm)	Finishes	2 Drawer	3 Drawer	QS	Grp A	RRP
Steel Mobile Narrow	300 x 570 x 600	Silver	–	AUNP57STD3S	○	●	£291.90
Steel Mobile Narrow	300 x 570 x 600	White	–	AUNP57STD3W	○	●	£291.90
Steel Mobile	420 x 570 x 600	Silver	–	AUMP57STD3S	○	●	£296.10
Steel Mobile	420 x 570 x 600	White	–	AUMP57STD3W	○	●	£296.10
Mobile	400 x 600 x 542	See Wood Finishes	STMP60D2	STMP60D3	●	●	£228.88
Narrow Under Desk	310 x 555 x 680	See Wood Finishes	–	STNP60D3	●	●	£296.00

A range of handle designs are available.

We offer a selection of pedestal accessories including pen trays and a variety of handle options. See page 190.

Bow
Handles



Mosaic
Handles



Matrix
Handles



Oval
Handles



Bar
Handles



CABLE MANAGEMENT

Libra is available with optional cable management, solid metal or wire mesh.

- Available
- Not Available

METAL CABLE TRAYS



Description	Colour	Code	QS	Grp A	RRP
Libra 1200 cable tray	Black	LBCTRAY12	●	●	£51.45
Libra 1400 cable tray	Black	LBCTRAY14	●	●	£59.85
Libra 1600 cable tray	Black	LBCTRAY16	●	●	£67.20

WIRE MESH CABLE TRAYS



Description	Colour	Code	QS	Grp A	RRP
Wire mesh cable tray for 1200mm desk	Chrome	ACMESH12	●	●	£61.95
Wire mesh cable tray for 1400mm desk	Chrome	ACMESH14	●	●	£69.30
Wire mesh cable tray for 1600mm desk	Chrome	ACMESH16	●	●	£75.60

GEODESK



GeoDesk is a desking range that combines the functional benefits of a bench system with minimalist style. GeoDesk offers a collaborative workspace for teams of 2 or 4, and it is also perfect for hot-desking.

TEAM DESKING

- Compact bench system.
- Slot in accessible cable management.
- Floating top and sleek styling.
- From single desks up to sets of 4.

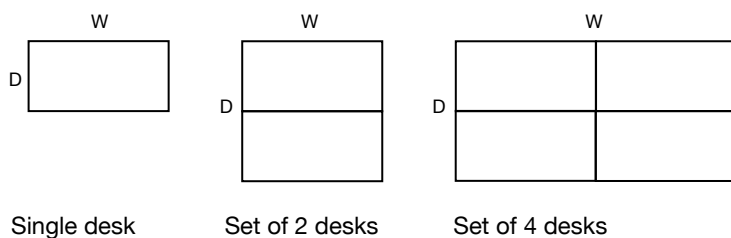


GeoDesk sets of 4 in walnut with white frames and white narrow pedestals. Shown with Perspex screens and Salhouse chairs.



FEATURES & DETAILS

DESK SHAPES



Single desk

Set of 2 desks

Set of 4 desks

Sets of 2 and 4 benches with additional single desk option.

SPECIFICATION

- Floating desktop design made from 25mm grade E1 melamine faced high density particle board.
- Stylish angular end frame made from heavy gauge steel tube for extra strength.
- The intermediate leg adds further strength and support on sets of 4 desks.
- Height levelling feet.
- Removable cable management trays can be purchased separately.

FRAME

- Modern goalpost bench style leg frame.



CABLE PORTS

- All desks are fitted with two grey rectangular cable ports. Apart from white desktops which have white cable ports.

PEDESTAL SPECIFICATION

- 25mm top with an 18mm unit and drawer fronts. 25kg drawer runners.
- Narrow pedestal available, 18mm complete unit.
- Integral central locking, 2 keys are supplied.
- Silver bow handles.
- Height levelling feet / castors as standard.
- Steel pedestal available.

METAL & WOOD FINISHES

QS: Quick Ship | **GROUP A:** Subject to a longer lead time.


QUICK SHIP

Metal Finishes




W White


Wood Finishes



BI Birch




WH White



WA Walnut

GROUP A

Metal Finishes



W White



S Silver

Wood Finishes



BI Birch



MA Maple



WA Walnut



BE Beech



WH White



LO Light Oak

Please add the metal and wood suffix to your code when ordering eg: GERE12S2BFWBE

Wood finishes are heat, stain and scratch resistant when used for their intended purposes.

All GeoDesks are available with optional cable trays which slots easily into place upon assembly.



GEODESK



- Available
- Not Available

SINGLE DESK



W x D x H (mm)	Code	QS	Grp A	RRP
1200 x 800 x 740	GERE12S1BF	○	●	£509.23
1400 x 800 x 740	GERE14S1BF	○	●	£524.11
1600 x 800 x 740	GERE16S1BF	○	●	£538.97

SET OF 2 DESKS



W x D x H (mm)	Code	QS	Grp A	RRP
(1200) 1200 x 1605 x 740	GERE12S2BF	●	●	£755.46
(1400) 1400 x 1605 x 740	GERE14S2BF	●	●	£797.49
(1600) 1600 x 1605 x 740	GERE16S2BF	●	●	£850.37

SET OF 4 DESKS



W x D x H (mm)	Code	QS	Grp A	RRP
(1200) 2400 x 1605 x 740	GERE12S4BF	●	●	£1343.54
(1400) 2800 x 1605 x 740	GERE14S4BF	●	●	£1427.52
(1600) 3200 x 1605 x 740	GERE16S4BF	●	●	£1520.66



GeoDesk set of 4 in walnut with white frames.
Shown with Ranworth chairs.

QS: Quick Ship | **GROUP A:** Subject to a longer lead time.

PEDESTALS

Personal storage solutions for the working office.

- Available
- Not Available



Steel Mobile Narrow
3 Drawer



Steel Mobile
3 Drawer



Mobile
2 Drawer



Mobile
3 Drawer



Narrow Under Desk
3 Drawer

Pedestal	W x D x H (mm)	Finishes	2 Drawer	3 Drawer	QS	Grp A	RRP
Steel Mobile Narrow	300 x 570 x 600	Silver	–	AUNP57STD3S	○	●	£291.90
Steel Mobile Narrow	300 x 570 x 600	White	–	AUNP57STD3W	○	●	£291.90
Steel Mobile	420 x 570 x 600	Silver	–	AUMP57STD3S	○	●	£296.10
Steel Mobile	420 x 570 x 600	White	–	AUMP57STD3W	○	●	£296.10
Mobile	400 x 600 x 542	See Wood Finishes	STMP60D2	STMP60D3	●	●	£228.88
Narrow Under Desk	310 x 555 x 680	See Wood Finishes	–	STNP60D3	●	●	£296.00

A range of handle designs are available.

We offer a selection of pedestal accessories including pen trays and a variety of handle options. See page 190.

Bow
Handles



Mosaic
Handles



Matrix
Handles



Oval
Handles



Bar
Handles



CABLE TRAYS

All GeoDesks cable trays are available in white to match the desk frame.



W x D x H (mm)	Code	QS	Grp A	RRP
1200 x 134 x 152	GECTRAY12	●	●	£65.71
1400 x 134 x 152	GECTRAY14	●	●	£70.57
1600 x 134 x 152	GECTRAY16	●	●	£75.40



QS: Quick Ship | GROUP A: Subject to a longer lead time.

DUTY

Duty has been designed to offer excellence in both form and function. It features a floating desktop design with your choice of a goalpost leg frame or a supporting pedestal.

The optional curved modesty panel sweeps into the supporting pedestal creating a distinctive contrast colour finish. The desk sits well in both open plan and public facing areas.

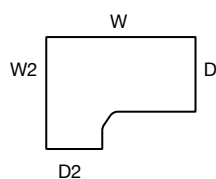
PRACTICAL STYLE

- 360° design.
- Wide range of desk formats.
- Height selectable frame (from 650 to 850mm) available.
- Cable management available.
- Matching meeting points and pedestals.

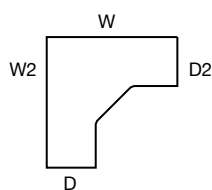
Duty rectangular desk with pedestal supporting leg and modesty panel is shown centre with Duty crescent desks with desk high pedestals all in beech with white frames. All desks feature Moulton task chairs. In addition, a Spire circular meeting table with a bespoke colour top and a white frame with Lingwood stools (K leg style, beech)

FEATURES & DETAILS

DESK SHAPES



Crescent
(Left hand shown)



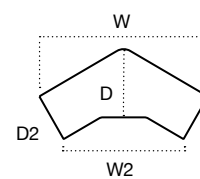
Universal Crescent



Wave
(Left hand shown)



Rectangular



Delta

SPECIFICATION

- Floating desktop design made from 25mm grade E1 melamine faced high density particle board.
- A strong goalpost frame provides stability.
- A straight modesty panel is available to purchase separately for goalpost and height selectable frames.
- A curved modesty panel is available for pedestal supporting desks.

CABLE MANAGEMENT

- Cable management trays are available to purchase separately.

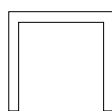
CABLE PORTS

- All desks feature two white round cable ports. Two round cable ports are built into the supporting and 800mm desk high pedestals as part of the cable management system.

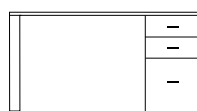
PEDESTAL SPECIFICATION

- 25mm top and drawer fronts with an 18mm unit.
- Silver bar handles.
- Mobile under desk pedestals have castors as standard.
- Desk high pedestals have feet as standard.
- Pedestal supporting desks and 800mm desk high pedestals feature twin cable ports and an additional cable dump panel at the back of the pedestal.

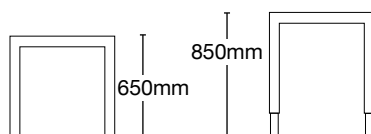
FRAME OPTIONS



Goalpost



Goalpost with
supporting pedestal



Goalpost height selectable

METAL & WOOD FINISHES

QS: Quick Ship | **GROUP A:** Subject to a longer lead time.

QUICK SHIP

Not Available

GROUP A

Metal Finishes



S Silver



W White

Wood Finishes



BI Birch




MA Maple



WA Walnut



BE Beech



WH White



LO Light Oak

Wood finishes are heat, stain and scratch resistant when used for their intended purposes.

Please add the metal and wood suffix to your code when ordering eg: DUCR16SFL**WBI**

DUTY

GOALPOST & HEIGHT SELECTABLE FRAME

- Available
- Not Available

CRESCENT DESK



Left hand shown

W x W2 x D x D2 x H (mm)	QS	Grp A	Standard Frame	RRP	Height Selectable	RRP
1600 x 1200 x 800 x 600 x 740 LH	○	●	DUCR16SFL	£493.00	DUCR16HSL	£802.00
1800 x 1200 x 800 x 600 x 740 LH	○	●	DUCR18SFL	£577.00	DUCR18HSL	£886.00
1600 x 1200 x 800 x 600 x 740 RH	○	●	DUCR16SFR	£493.00	DUCR16HSR	£802.00
1800 x 1200 x 800 x 600 x 740 RH	○	●	DUCR18SFR	£577.00	DUCR18HSR	£886.00

UNIVERSAL CRESCENT DESK



W x W2 x D x D2 x H (mm)	QS	Grp A	Standard Frame	RRP	Height Selectable	RRP
1400 x 1400 x 600 x 600 x 740	○	●	DUUC14SF	£493.00	DUUC14HS	£802.00
1600 x 1600 x 600 x 600 x 740	○	●	DUUC16SF	£583.00	DUUC16HS	£892.00

WAVE DESK



Left hand shown

W x D x D2 x H (mm)	QS	Grp A	Standard Frame	RRP	Height Selectable	RRP
1400 x 1000 x 800 x 740 LH	○	●	DUWV14SFL	£348.00	DUWV14HSL	£657.00
1600 x 1000 x 800 x 740 LH	○	●	DUWV16SFL	£372.00	DUWV16HSL	£681.00
1800 x 1000 x 800 x 740 LH	○	●	DUWV18SFL	£396.00	DUWV18HSL	£705.00
1400 x 1000 x 800 x 740 RH	○	●	DUWV14SFR	£348.00	DUWV14HSR	£657.00
1600 x 1000 x 800 x 740 RH	○	●	DUWV16SFR	£372.00	DUWV16HSR	£681.00
1800 x 1000 x 800 x 740 RH	○	●	DUWV18SFR	£396.00	DUWV18HSR	£705.00

QS: Quick Ship | **GROUP A:** Subject to a longer lead time.

Below: Rectangular height selectable desks in white with white frames.



Duty height selectable frames offer user height adjustment from 650mm – 850mm.

DUTY

GOALPOST & HEIGHT SELECTABLE FRAME

- Available
○ Not Available

RECTANGULAR
DESK

W x D x H (mm)	QS	Grp A	Standard Frame	RRP	Height Selectable	RRP
600 Deep						
1000 x 600 x 740	○	●	DURS10SF	£295.00	DURS10HS	£602.00
1200 x 600 x 740	○	●	DURS12SF	£315.00	DURS12HS	£623.00
800 Deep						
1200 x 800 x 740	○	●	DURE12SF	£315.00	DURE12HS	£623.00
1400 x 800 x 740	○	●	DURE14SF	£327.00	DURE14HS	£636.00
1600 x 800 x 740	○	●	DURE16SF	£332.00	DURE16HS	£641.00
1800 x 800 x 740	○	●	DURE18SF	£351.00	DURE18HS	£660.00

DELTA DESK



W x W2 x D x D2 x H (mm)	QS	Grp A	Standard Frame	RRP	Height Selectable	RRP
2079 x 1094 x 830 x 600 x 740	○	●	DUDL12SF	£493.00	DUDL12HS	£802.00

SUPPORTING PEDESTAL, NO MODESTY

- Available
○ Not Available

WAVE DESK



Left hand shown

W x D x D2 x H (mm)	QS	Grp A	2 Drawer	3 Drawer	RRP	
1400 x 1000 x 800 x 740	LH	○	●	DUWV14PSL2	DUWV14PSL3	£662.00
1600 x 1000 x 800 x 740	LH	○	●	DUWV16PSL2	DUWV16PSL3	£685.00
1800 x 1000 x 800 x 740	LH	○	●	DUWV18PSL2	DUWV18PSL3	£709.00
1400 x 1000 x 800 x 740	RH	○	●	DUWV14PSR2	DUWV14PSR3	£662.00
1600 x 1000 x 800 x 740	RH	○	●	DUWV16PSR2	DUWV16PSR3	£685.00
1800 x 1000 x 800 x 740	RH	○	●	DUWV18PSR2	DUWV18PSR3	£709.00

RECTANGULAR
DESK

Left hand shown

W x D x H (mm)		QS	Grp A	2 Drawer	3 Drawer	RRP
1400 x 800 x 740	LH	○	●	DURE14PSL2	DURE14PSL3	£641.00
1600 x 800 x 740	LH	○	●	DURE16PSL2	DURE16PSL3	£645.00
1800 x 800 x 740	LH	○	●	DURE18PSL2	DURE18PSL3	£665.00
1400 x 800 x 740	RH	○	●	DURE14PSR2	DURE14PSR3	£641.00
1600 x 800 x 740	RH	○	●	DURE16PSR2	DURE16PSR3	£645.00
1800 x 800 x 740	RH	○	●	DURE18PSR2	DURE18PSR3	£665.00

QS: Quick Ship | **GROUP A:** Subject to a longer lead time.

DUTY

SUPPORTING PEDESTAL, WITH MODESTY

- Available
○ Not Available

WAVE DESK



Left hand shown

W x D x D2 x H (mm)	QS	Grp A	2 Drawer	3 Drawer	RRP	
1400 x 1000 x 800 x 740	LH	○	●	DUWV14PSML2	DUWV14PSML3	£722.00
1600 x 1000 x 800 x 740	LH	○	●	DUWV16PSML2	DUWV16PSML3	£752.00
1800 x 1000 x 800 x 740	LH	○	●	DUWV18PSML2	DUWV18PSML3	£784.00
1400 x 1000 x 800 x 740	RH	○	●	DUWV14PSMR2	DUWV14PSMR3	£722.00
1600 x 1000 x 800 x 740	RH	○	●	DUWV16PSMR2	DUWV16PSMR3	£752.00
1800 x 1000 x 800 x 740	RH	○	●	DUWV18PSMR2	DUWV18PSMR3	£784.00

RECTANGULAR DESK



Left hand shown

W x D x H (mm)		QS	Grp A	2 Drawer	3 Drawer	RRP
1400 x 800 x 740	LH	○	●	DURE14PSML2	DURE14PSML3	£701.00
1600 x 800 x 740	LH	○	●	DURE16PSML2	DURE16PSML3	£712.00
1800 x 800 x 740	LH	○	●	DURE18PSML2	DURE18PSML3	£740.00
1400 x 800 x 740	RH	○	●	DURE14PSMR2	DURE14PSMR3	£701.00
1600 x 800 x 740	RH	○	●	DURE16PSMR2	DURE16PSMR3	£712.00
1800 x 800 x 740	RH	○	●	DURE18PSMR2	DURE18PSMR3	£740.00

QS: Quick Ship | **GROUP A:** Subject to a longer lead time.

Below: Rectangular pedestal supporting leg and modesty panel in maple with a white frame.
Delta desks with desk high pedestals are also featured in maple and white.



DUTY PEDESTALS

Cable dump panels provide ideal cable management keeping network cables tidy.

Pedestal supporting desks and 800mm desk high pedestals feature twin cable ports and an additional cable dump panel at the back of the pedestal. Cables are able to be fed through the cable ports and the pedestal cabinet.

- Available
- Not Available



Mobile Under Desk 2 Drawer Mobile Under Desk 3 Drawer Desk High 600 Deep 2 Drawer Desk High 600 Deep 3 Drawer Desk High 800 Deep 2 Drawer Desk High 800 Deep 3 Drawer

Pedestal	W x D x H (mm)	2 Drawer	3 Drawer	QS	Grp A	RRP
Desk High 600 D	398 x 600 x 740	DUDP60D2	DUDP60D3	○	●	£315.00
Desk High 800 D	398 x 800 x 740	DUDP80D2	DUDP80D3	○	●	£420.00
Mobile Under Desk	398 x 600 x 675	DUMP60D2	DUMP60D3	○	●	£389.00

Mobile under desk pedestals have castors as standard. Desk high pedestals have feet as standard.

MEETING POINTS

Duty D-End meeting points create additional workspace for impromptu meetings and collaborative working.

Please note: Meeting points for pedestal supporting desks will require a different bracket. Please contact our Customer Services team for enquiries.



D-End 800mm

D-End 1200mm

D-End 1600mm

- Available
- Not Available

Meeting Point	W x D x H (mm)		Code	QS	Grp A	RRP
D-End	800 x 800 x 740	Fits to 1 x 800mm desk	DUMD80	○	●	£312.00
D-End	1200 x 600 x 740	Fits to 2 x 600mm desk	DUMD12	○	●	£375.00
D-End	1600 x 600 x 740	Fits to 2 x 800mm desk	DUMD16	○	●	£403.00

QUICK SHIP: Not Available

GROUP A:

Metal Finishes



W White S Silver

Wood Finishes



BI Birch MA Maple WA Walnut BE Beech WH White LO Light Oak

QS: Quick Ship | **GROUP A:** Subject to a longer lead time.

DUTY

MODESTY PANELS

Additional straight modesty panels are available.

- Available
- Not Available

MODESTY PANEL



2 modesty panels are required for crescent and universal crescent desks.

Width (mm)	Code	QS	Grp A	RRP
Crescent, Universal Crescent, Wave and Rectangular Desks				
800 (Width)	DU80SM	○	●	£37.00
1000 (Width)	DU10SM	○	●	£44.00
1200 (Width)	DU12SM	○	●	£51.00
1400 (Width)	DU14SM	○	●	£59.00
1600 (Width)	DU16SM	○	●	£67.00
1800 (Width)	DU18SM	○	●	£73.00
Delta Desk				
1200 (Width)	DU12DM	○	●	£51.00

QS: Quick Ship | **GROUP A:** Subject to a longer lead time.

CABLE MANAGEMENT

Cable trays are available in white or silver.

- Available
- Not Available

CABLE TRAYS



Silver Cable Tray



White Cable Tray

W x D x H (mm)	Description	White	Silver	QS	Grp A	RRP
363 x 124 x 62	Fits 1000mm Desk	DUCTRAY10W	DUCTRAY10S	○	●	£60.00
563 x 124 x 62	Fits 1200mm Desk	DUCTRAY12W	DUCTRAY12S	○	●	£66.00
763 x 124 x 62	Fits 1400mm Desk	DUCTRAY14W	DUCTRAY14S	○	●	£70.00
963 x 124 x 62	Fits 1600mm Desk	DUCTRAY16W	DUCTRAY16S	○	●	£75.00
1163 x 124 x 62	Fits 1800mm Desk	DUCTRAY18W	DUCTRAY18S	○	●	£80.00

MAGNETIC CABLE RISER



A magnetic cable riser is available for desks in the Duty range for quick, effective cable management.



QS: Quick Ship | **GROUP A:** Subject to a longer lead time.

DUTY

STANDARD SCREENS

Compatible with Duty goalpost and goalpost height selectable frames.

Standard screens are available in a choice of 4 standard fabric colours:

Standard fabrics



BK Black



BL Blue



RB Ruby



GY Grey

Please add the colour suffix to your code when ordering eg: SCDS8RBK

- Available
- Not Available



Rectangular

Height varies
380mm to
180mm



Wave

Height varies
380mm to
180mm



Curve

W x H (mm)	Description	Rectangular	Wave	Curve	QS	Grp A	RRP
600 x 380	Fits to 600mm wide desk return	SCDS60R	SCDS60W	SCDS60A	○	●	£123.19
800 x 380	Fits to 800mm wide desk return	SCDS80R	SCDS80W	SCDS80A	○	●	£126.49
1000 x 380	Fits to 1000mm wide desk or desk return	SCDS10R	SCDS10W	SCDS10A	○	●	£129.79
1200 x 380	Fits to 1200mm wide desk or desk return	SCDS12R	SCDS12W	SCDS12A	○	●	£133.08
1400 x 380	Fits to 1400mm wide desk	SCDS14R	SCDS14W	SCDS14A	○	●	£137.48
1600 x 380	Fits to 1600mm wide desk	SCDS16R	SCDS16W	SCDS16A	○	●	£140.78
1800 x 380	Fits to 1800mm wide desk	SCDS18R	SCDS18W	SCDS18A	○	●	£144.08

Alternative colours are available from the Camira Cara, Carlow or Lucia range.

Fabrics: Group 1 fabrics from the Camira Cara or Carlow range.

Group 2 fabrics from the Camira Lucia range.



For colour fabric swatches refer to page 206.

For more colour options visit

www.camirafabrics.com/contract

Please add the Camira fabric code to your code when ordering.

W x H (mm)	Description	Rectangular Grp 1	Wave Grp 1	Curve Grp 1	QS	Grp A	RRP
600 x 380	Fits to 600mm wide desk return	SCDS60RG1	SCDS60WG1	SCDS60AG1	○	●	£125.39
800 x 380	Fits to 800mm wide desk return	SCDS80RG1	SCDS80WG1	SCDS80AG1	○	●	£128.69
1000 x 380	Fits to 1000mm wide desk or desk return	SCDS10RG1	SCDS10WG1	SCDS10AG1	○	●	£138.58
1200 x 380	Fits to 1200mm wide desk or desk return	SCDS12RG1	SCDS12WG1	SCDS12AG1	○	●	£138.58
1400 x 380	Fits to 1400mm wide desk	SCDS14RG1	SCDS14WG1	SCDS14AG1	○	●	£141.88
1600 x 380	Fits to 1600mm wide desk	SCDS16RG1	SCDS16WG1	SCDS16AG1	○	●	£153.98
1800 x 380	Fits to 1800mm wide desk	SCDS18RG1	SCDS18WG1	SCDS18AG1	○	●	£175.98

W x H (mm)	Description	Rectangular Grp 2	Wave Grp 2	Curve Grp 2	QS	Grp A	RRP
600 x 380	Fits to 600mm wide desk return	SCDS60RG2	SCDS60WG2	SCDS60AG2	○	●	£135.28
800 x 380	Fits to 800mm wide desk return	SCDS80RG2	SCDS80WG2	SCDS80AG2	○	●	£138.58
1000 x 380	Fits to 1000mm wide desk or desk return	SCDS10RG2	SCDS10WG2	SCDS10AG2	○	●	£153.98
1200 x 380	Fits to 1200mm wide desk or desk return	SCDS12RG2	SCDS12WG2	SCDS12AG2	○	●	£153.98
1400 x 380	Fits to 1400mm wide desk	SCDS14RG2	SCDS14WG2	SCDS14AG2	○	●	£157.28
1600 x 380	Fits to 1600mm wide desk	SCDS16RG2	SCDS16WG2	SCDS16AG2	○	●	£169.38
1800 x 380	Fits to 1800mm wide desk	SCDS18RG2	SCDS18WG2	SCDS18AG2	○	●	£207.88

DUTY

DUTY STANDARD SCREENS

Compatible with Duty supporting pedestal frame.

Standard screens are available in a choice of 4 standard fabric colours:

Standard fabrics



BK Black



BL Blue



RB Ruby



GY Grey


Please add the colour suffix to your code when ordering eg: SCDS8RBK

- Available
- Not Available



Rectangular

Height varies
380mm to
180mm



Wave

Height varies
380mm to
180mm



Curve

W x H (mm)	Description	Rectangular	Wave	Curve	QS	Grp A	RRP
1400 x 380	Fits to 1400mm wide desk	SCDP14R	SCDP14W	SCDP14A	○	●	£137.48
1600 x 380	Fits to 1600mm wide desk	SCDP16R	SCDP16W	SCDP16A	○	●	£140.78
1800 x 380	Fits to 1800mm wide desk	SCDP18R	SCDP18W	SCDP18A	○	●	£144.08

Alternative colours are available from the Camira Cara, Carlow or Lucia range.

Fabrics: Group 1 fabrics from the Camira Cara or Carlow range.

Group 2 fabrics from the Camira Lucia range.



For colour fabric swatches refer to page 206.

For more colour options visit

www.camirafabrics.com/contract

Please add the Camira fabric code to your code when ordering.

- Available
- Not Available

W x H (mm)	Description	Rectangular	Wave	Curve	QS	Grp A	RRP
Group 1 Fabrics							
1400 x 380	Fits to 1400mm wide desk	SCDP14RG1	SCDP14WG1	SCDP14AG1	○	●	£141.88
1600 x 380	Fits to 1600mm wide desk	SCDP16RG1	SCDP16WG1	SCDP16AG1	○	●	£153.98
1800 x 380	Fits to 1800mm wide desk	SCDP18RG1	SCDP18WG1	SCDP18AG1	○	●	£175.98
Group 2 Fabrics							
1400 x 380	Fits to 1400mm wide desk	SCDP14RG2	SCDP14WG2	SCDP14AG2	○	●	£157.28
1600 x 380	Fits to 1600mm wide desk	SCDP16RG2	SCDP16WG2	SCDP16AG2	○	●	£169.38
1800 x 380	Fits to 1800mm wide desk	SCDP18RG2	SCDP18WG2	SCDP18AG2	○	●	£207.88

QS: Quick Ship | **GROUP A:** Subject to a longer lead time.

DUTY

DUTY EXECUTIVE SCREENS

Executive screens are available in a variety of fabric choices, with an option of **(S)** silver or **(W)** white toolrail and matching trim.

Fabrics: Group 1 fabrics from the Camira Cara or Carlow range.
Group 2 fabrics from the Camira Lucia range.

Please add the Camira fabric code to your code when ordering.
To select your toolrail and trim add either **S** Silver or **W** White.



For colour fabric swatches refer to page **206**.
For more colour options visit
www.camirafabrics.com/contract

- Available
- Not Available

SINGLE / TRIPLE TOOLRAIL



Single Toolrail



Triple Toolrail

W x H (mm)	Description	QS	Grp A	Single Group 1	RRP	Single Group 2	RRP	Triple Group 1	RRP	Triple Group 2	RRP
600 x 380	Fits 600mm wide desk return	○	●	SCDS3T36G1	£194.68	SCDS3T36G2	£214.48	SCDS3TR36G1	£216.68	SCDS3TR36G2	£238.67
800 x 380	Fits 800mm wide desk return	○	●	SCDS3T38G1	£194.68	SCDS3T38G2	£214.48	SCDS3TR38G1	£216.68	SCDS3TR38G2	£238.67
1000 x 380	Fits 1000mm wide desk or desk return	○	●	SCDS3T310G1	£224.37	SCDS3T310G2	£246.37	SCDS3TR310G1	£248.57	SCDS3TR310G2	£273.87
1200 x 380	Fits 1200mm wide desk	○	●	SCDS3T312G1	£224.37	SCDS3T312G2	£246.37	SCDS3TR312G1	£248.57	SCDS3TR312G2	£273.87
1400 x 380	Fits 1400mm wide desk	○	●	SCDS3T314G1	£278.27	SCDS3T314G2	£305.77	SCDS3TR314G1	£309.06	SCDS3TR314G2	£339.86
1600 x 380	Fits 1600mm wide desk	○	●	SCDS3T316G1	£278.27	SCDS3T316G2	£305.77	SCDS3TR316G1	£309.06	SCDS3TR316G2	£339.86
1800 x 380	Fits 1800mm wide desk	○	●	SCDS3T318G1	£304.67	SCDS3T318G2	£334.36	SCDS3TR318G1	£337.66	SCDS3TR318G2	£371.76



Executive Triple Toolrail
Shown in Cara, Fair Isle

DOMINOBEAM

DominoBeam provides a complete cable managed solution. The innovative design features a shared leg frame with removable cover plates to conceal cables and wiring.

CABLE MANAGED SOLUTION

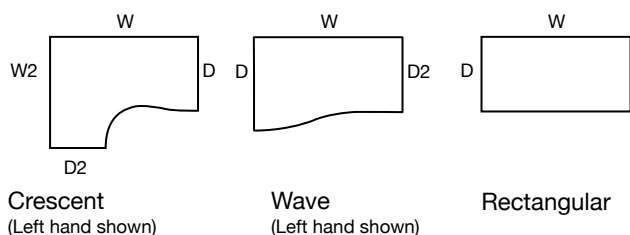
- Easy access integrated cable management
- Clean lines, distinctive features
- Plus-one desk option available for larger installations.



A set of rectangular beam desks configured back to back with plus-one desks in beech with silver frames. Moulton task chairs are also featured.

FEATURES & DETAILS

DESK SHAPES



SPECIFICATION

- 25mm desk top made from grade E1 melamine faced high density particle board.
- A round corner leg features on the crescent desk only.
- Height levelling feet as standard.
- Heavy duty centre rails provide extra rigidity.
- An additional modesty panel is available to purchase separately.

FRAME

- A cable managed beam frame.

CABLE PORTS

- 2 oval silver effect cable ports.

PEDESTAL SPECIFICATION

- 25mm top with an 18mm unit.
- Silver bow handles.
- Integral central locking, 2 keys are supplied.
- Height levelling feet / castors are supplied.

METAL & WOOD FINISHES

QS: Quick Ship | **GROUP A:** Subject to a longer lead time.

QUICK SHIP

Not Available

GROUP A

Metal Finishes



S Silver



W White

Wood Finishes



BI Birch




MA Maple



WA Walnut



BE Beech



WH White



LO Light Oak

Wood finishes are heat, stain and scratch resistant when used for their intended purposes.

Please add the metal and wood suffix to your code when ordering eg: DMCR14LSBI



CABLE MANAGEMENT

- The beam leg system is supplied with integrated cable trunking.
- The universal leg can be positioned to provide left or right access to the cable management.
- Removable cover plates feature on the inside of each leg allowing the wires to be easily concealed.



PLUS ONE DESKS

Plus one desk shares one of its legs with another existing Domino desk, offering maximum flexibility and space efficient desking.

DOMINOBEAM

- Available
- Not Available

CRESCENT DESK

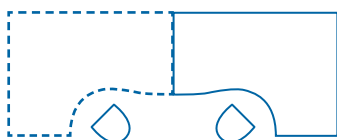


Crescent Desk



Crescent Plus 1 Desk

W x W2 x D x D2 x H (mm)	Left Hand	Right Hand	QS	Grp A	RRP
1400 x 1200 x 800 x 600 x 725	DMCR14L	DMCR14R	○	●	£504.02
1600 x 1200 x 800 x 600 x 725	DMCR16L	DMCR16R	○	●	£551.25
1800 x 1200 x 800 x 600 x 725	DMCR18L	DMCR18R	○	●	£598.53
Plus 1 Desk					
1400 x 1200 x 800 x 600 x 725	DMCR14P1L	DMCR14P1R	○	●	£456.77
1600 x 1200 x 800 x 600 x 725	DMCR16P1L	DMCR16P1R	○	●	£504.00
1800 x 1200 x 800 x 600 x 725	DMCR18P1L	DMCR18P1R	○	●	£551.28



You can add a plus 1 desk to create additional workspace.



QUICK SHIP: Not Available

GROUP A:**Metal Finishes**

W White **S** Silver

Wood Finishes

BI Birch **MA** Maple **WA** Walnut **BE** Beech **WH** White **LO** Light Oak

QS: Quick Ship | **GROUP A:** Subject to a longer lead time.

Metal modesty panel available to purchase separately, see page 55.

Beam Rails:
Heavy duty centre rails provide extra rigidity.

Cover Plate:
Removable cover plates feature on the inside of each leg allowing the wires to be easily concealed.

DOMINOBEAM

● Available
○ Not Available

WAVE DESK



Wave Desk



Wave Plus 1 Desk

W x D x D2 x H (mm)	Left Hand	Right Hand	QS	Grp A	RRP
1200 x 1000 x 800 x 725	DMWV12L	DMWV12R	○	●	£381.17
1400 x 1000 x 800 x 725	DMWV14L	DMWV14R	○	●	£418.97
1600 x 1000 x 800 x 725	DMWV16L	DMWV16R	○	●	£456.76
1800 x 1000 x 800 x 725	DMWV18L	DMWV18R	○	●	£494.56
Plus 1 Desk					
1200 x 1000 x 800 x 725	DMWV12P1L	DMWV12P1R	○	●	£302.40
1400 x 1000 x 800 x 725	DMWV14P1L	DMWV14P1R	○	●	£340.20
1600 x 1000 x 800 x 725	DMWV16P1L	DMWV16P1R	○	●	£377.99
1800 x 1000 x 800 x 725	DMWV18P1L	DMWV18P1R	○	●	£415.79

RECTANGULAR DESK



Rectangular Desk



Rectangular Plus 1 Desk

W x D x H (mm)	Code	QS	Grp A	RRP
1200 x 800 x 725	DMRE12	○	●	£352.83
1400 x 800 x 725	DMRE14	○	●	£384.31
1600 x 800 x 725	DMRE16	○	●	£415.79
1800 x 800 x 725	DMRE18	○	●	£447.33
Plus 1 Desk				
1200 x 800 x 725	DMRE12P1	○	●	£274.06
1400 x 800 x 725	DMRE14P1	○	●	£305.54
1600 x 800 x 725	DMRE16P1	○	●	£337.02
1800 x 800 x 725	DMRE18P1	○	●	£368.56

DOMINOBEAM

- Available
- Not Available

TABLES

Stylish meeting table to complement the DominoBeam range. A plus 1 option to extend the table length is also available.

RECTANGULAR TABLE



Rectangular Table



Rectangular Table, Plus 1 Desk

W x D x H (mm)	Code	QS	Grp A	RRP
1800 x 800 x 725	DMBT18BF	○	●	£809.56
2400 x 800 x 725	DMBT24BF	○	●	£938.68
Plus 1 Table				
1800 x 800 x 725	DMBT18BFP	○	●	£718.58
2400 x 800 x 725	DMBT24BFP	○	●	£847.76

QS: Quick Ship | **GROUP A:** Subject to a longer lead time.



TASK CHAIRS

We have a range of task chairs to suit your individual office requirements. See our full range from page **138**.



Paston page **142**

Crescent and wave desk combined in white with white frame and matching 3 drawer pedestal shown with Ranworth task chair. Also features Dominobeam meeting table in white with white frame and Brandon meeting chairs

MODESTY PANEL



Metal Modesty

Modesty Panel	W x H (mm)	QS	Grp A	Metal Modesty	RRP	Wooden Modesty	RRP	
Fits Crescent	1200 x 350	LH	○	●	DMCRMMP12L	£122.38	DMCRWMP12L	£51.00
Fits Crescent	1400 x 350	LH	○	●	DMCRMMP14L	£144.43	DMCRWMP14L	£59.00
Fits Crescent	1600 x 350	LH	○	●	DMCRMMP16L	£180.81	DMCRWMP16L	£67.00
Fits Crescent	1800 x 350	LH	○	●	DMCRMMP18L	£217.19	DMCRWMP18L	£73.00
Fits Crescent	1200 x 350	RH	○	●	DMCRMMP12R	£122.38	DMCRWMP12R	£51.00
Fits Crescent	1400 x 350	RH	○	●	DMCRMMP14R	£144.43	DMCRWMP14R	£59.00
Fits Crescent	1600 x 350	RH	○	●	DMCRMMP16R	£180.81	DMCRWMP16R	£67.00
Fits Crescent	1800 x 350	RH	○	●	DMCRMMP18R	£217.19	DMCRWMP18R	£73.00
Fits Wave / Rectangular	1200 x 350	–	○	●	DMREMMP12	£122.38	DMREWMP12	£51.00
Fits Wave / Rectangular	1400 x 350	–	○	●	DMREMMP14	£144.43	DMREWMP14	£59.00
Fits Wave / Rectangular	1600 x 350	–	○	●	DMREMMP16	£180.81	DMREWMP16	£67.00
Fits Wave / Rectangular	1800 x 350	–	○	●	DMREMMP18	£217.19	DMREWMP18	£73.00

2 modesty panels are recommended for crescent desks.

PEDESTALS

Personal storage solutions for the working office.

PEDESTAL ACCESSORIES

We offer a selection of pedestal accessories including pen trays and a variety of handle options, see page 190 for further information.

Steel Mobile Narrow
3 DrawerSteel Mobile
3 DrawerMobile
2 DrawerMobile
3 DrawerDesk High, 600 D
3 DrawerDesk High, 600 D
4 Drawer

Pedestal	W x D x H (mm)	Finishes	2 Drawer	3 Drawer	4 Drawer	QS	Grp A	RRP
Steel Mobile Narrow	300 x 570 x 600	Silver	–	DMSN57ST3S	–	○	●	£291.90
Steel Mobile Narrow	300 x 570 x 600	White	–	DMSN57ST3W	–	○	●	£291.90
Steel Mobile	420 x 570 x 600	Silver	–	DMMP57ST3S	–	○	●	£296.10
Steel Mobile	420 x 570 x 600	White	–	DMMP57ST3W	–	○	●	£296.10
Mobile	430 x 600 x 542	See wood finishes	DMMP60D2	DMMP60D3	–	○	●	£228.88
Desk High, 600 Deep	400 x 600 x 725	See wood finishes	–	DMDP60D3	DMDP60D4	○	●	£296.06
Desk High, 800 Deep	400 x 800 x 725	See wood finishes	–	DMDP80D3	DMDP80D4	○	●	£394.74

● Available
○ Not Available

QS: Quick Ship | GROUP A: Subject to a longer lead time.

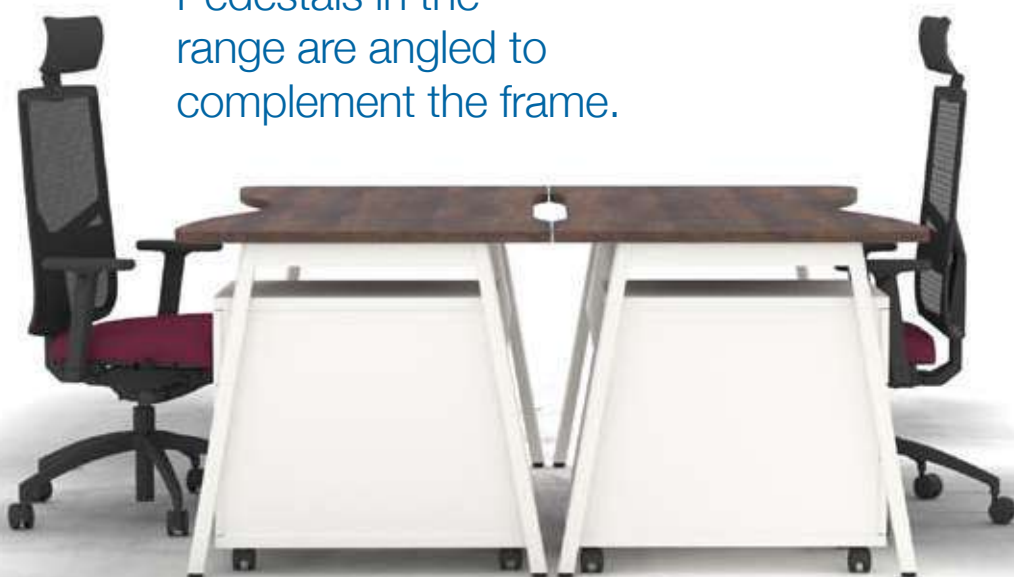
ASCEND

Ascend brings timeless design to the commercial interior. With a classic A-frame leg that is positioned at a 100° angle, Ascend sets a benchmark for style and elegance.



Rectangular Ascend desks in beech with white frames, shown with Ranworth task chairs.

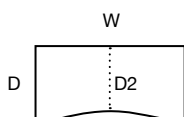
Pedestals in the range are angled to complement the frame.



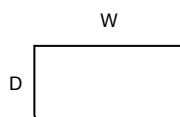
The Ascend modesty panel features a scallop design for easy access cable management.

FEATURES & DETAILS

Desk Shapes

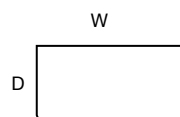


Double Wave

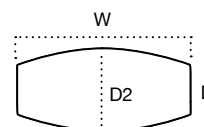


Rectangular

Table Shapes



Rectangular



Barrel

DESK SPECIFICATION

- 25mm desk top made from grade E1 melamine faced high density particle board.
- Metal frame with 1.5mm wall thickness.
- 18mm wooden modesty panel.
- A scallop design is featured at the rear of each desk and the top of the modesty panel.
- Cable management trays can be purchased separately.

PEDESTAL SPECIFICATION

- 25mm top and base, all other panels 18mm.
- Integral central locking, 2 keys are supplied.
- Height levelling feet / castors are supplied.

Pedestal Finishes

Pedestal are available in white with a choice of wood finish on drawer fronts, desk high units also include matching top as well as drawer fronts.

TABLE SPECIFICATION

- 25mm table top made from grade E1 melamine faced high density particle board

METAL & WOOD FINISHES

QS: Quick Ship | **GROUP A:** Subject to a longer lead time.

QUICK SHIP

Not Available

GROUP A

Metal Finishes




W White


Wood Finishes



BI Birch




MA Maple



WA Walnut



BE Beech



WH White



LO Light Oak

Wood finishes are heat, stain and scratch resistant when used for their intended purposes.

Please add the wood suffix to your code when ordering eg: ASRE12AFWBI

An optional return can be positioned beneath the desk surface creating a flexible workspace.



Rectangular Ascend desks in white with white frames, and desk high pedestals with birch drawer fronts. Shown with Ascend return desks also in birch and Moulton task chairs.

ASCEND

● Available
○ Not Available

DOUBLE WAVE DESK



W x D x D2 x H (mm)	Code	QS	Grp A	RRP
1200 x 800 x 600 x 740	ASDW12AFW	○	●	£386.80
1400 x 800 x 600 x 740	ASDW14AFW	○	●	£404.80
1600 x 800 x 600 x 740	ASDW16AFW	○	●	£417.11
1800 x 800 x 600 x 740	ASDW18AFW	○	●	£438.43

RECTANGULAR DESK



W x D x H (mm)	Code	QS	Grp A	RRP
1200 x 800 x 740	ASRE12AFW	○	●	£349.00
1400 x 800 x 740	ASRE14AFW	○	●	£370.05
1600 x 800 x 740	ASRE16AFW	○	●	£380.00
1800 x 800 x 740	ASRE18AFW	○	●	£400.31

RETURN DESK



W x D x H (mm)	Code	QS	Grp A	RRP
1000 x 600 x 708	ASDR10AFW	○	●	£290.74
1200 x 600 x 708	ASDR12AFW	○	●	£324.08

CABLE TRAYS



W x D x H (mm)	Description	Code	QS	Grp A	RRP
600 x 107 x 60	Fits 1200mm desk	ASCTRAY12	○	●	£53.57
800 x 107 x 60	Fits 1400mm desk	ASCTRAY14	○	●	£58.69
1000 x 107 x 60	Fits 1600mm desk	ASCTRAY16	○	●	£63.74
1200 x 107 x 60	Fits 1800mm desk	ASCTRAY18	○	●	£68.83



QS: Quick Ship

GROUP A: Subject to a longer lead time.

ASCEND

- Available
- Not Available

PEDESTALS



Mobile
2 Drawer



Mobile
3 Drawer



Under Desk
2 Drawer



Under Desk
3 Drawer



Desk High
2 Drawer



Desk High
3 Drawer

Pedestals	W x D x H (mm)	QS	Grp A	2 Drawer	RRP	3 Drawer	RRP
Mobile	400 x 685 x 598	○	●	ASMP68D2	£268.29	ASMP68D3	£279.34
Under Desk*	403 x 685 x 709	○	●	ASUP68D2	£287.00	ASUP68D3	£298.40
Desk High	403 x 800 x 740	○	●	ASDP80D2	£400.57	ASDP80D3	£411.26

* Please note the under desk pedestal will protrude if placed under a double wave desk. Please ask for details.

MEETING TABLES

- Available
- Not Available

RECTANGULAR TABLE



W x D x H (mm)	Code	QS	Grp A	RRP
1200 x 800 x 740	ASAB12AFW	○	●	£499.85
1600 x 800 x 740	ASAB16AFW	○	●	£574.57
1800 x 800 x 740	ASAB18AFW	○	●	£607.65

BARREL TABLE



W x D x D2 x H (mm)	Code	QS	Grp A	RRP
2500 x 800 x 1000 x 740	ASAB25AFW	○	●	£674.00

Ascend tables offer a stylish contemporary solution for breakout and conference areas.

Right: 1600mm Ascend meeting table in beech with a white frame shown with Lingwood chairs (leg style K). Signature credenzas in beech with white bases are also featured.



SPIRE

The sleek and distinctive splayed and tapered legs of the Spire desk create a contemporary executive design. Available in a range of finishes to complement any installation, the Spire desk is a distinctive choice for the contemporary workplace.



Spire desk shown in white with Matt black frame and bespoke black modesty panel.

FEATURES & DETAILS

SPECIFICATION

- 25mm top made from grade E1 melamine faced high density particle board.

FRAME

- Steel frame with hydroformed tapered steel legs and cast aluminium feet.

METAL & WOOD FINISHES

QS: Quick Ship | **GROUP A:** Subject to a longer lead time.

QUICK SHIP

Not Available

GROUP A

Metal Finishes



S Silver



W White



B Matt Black



C Chrome Paint


Wood Finishes



BI Birch




MA Maple



WA Walnut



BE Beech



WH White



LO Light Oak

Wood finishes are heat, stain and scratch resistant when used for their intended purposes.

Please add the metal and wood suffix to your code when ordering eg: SPRE1880**CBI**

SPIRE DESK

- Available
- Not Available

RECTANGULAR DESK



W x D x H (mm)	Code	QS	Grp A	RRP White Black, Silver	RRP Chrome Paint
1800 x 800 x 740	SPRE1880	○	●	£829.31	£1006.38
2000 x 800 x 740	SPRE2080	○	●	£856.80	£1033.88

An extensive range of Spire boardroom and meeting tables are also available (see page 90)

MODESTY PANEL

In addition, wooden modesty panels are available for Spire desks.

WOODEN
MODESTY PANEL

Wooden Modesty Panel		Code	QS	Grp A	RRP
Fits 800 Deep Rectangular desks	1800 (Width)	SPMO18	○	●	£109.99
Fits 800 Deep Rectangular desks	2000 (Width)	SPMO20	○	●	£123.19

QS: Quick Ship | **GROUP A:** Subject to a longer lead time.

Spire desk shown in walnut with a white frame and modesty panel. Shown with a Signature credenza unit also in walnut with a white base.

SATELLITE



Satellite is a versatile range which has been engineered to withstand the demands of the modern office, whilst offering enduring appeal through its simple and practical styling and broad range of options.

CHOICE AND VALUE

- Cantilever or panel ends.
- Range of desk shapes to maximise space.
- Modesty as standard.
- Matching pedestals and meeting points.

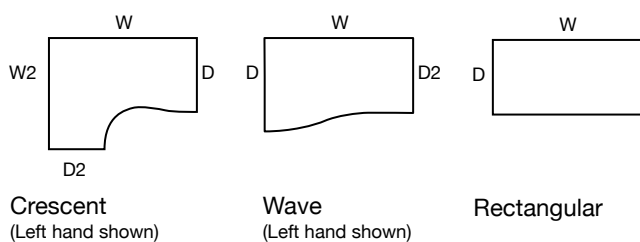


Rectangular desks set of 8 in white with white frames shown with Perspex screens and Moulton task chairs.



FEATURES & DETAILS

DESK SHAPES



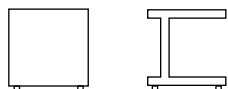
Rectangular desk shown with a mobile pedestal page **66**, and Lenwade task chair page **142**.

SPECIFICATION

- 25mm top made from grade E1 melamine faced high density particle board.
- A straight wooden modesty panel (2 panels with a crescent desk) as standard.
- Height levelling feet are supplied.
- A metal corner leg for stability, crescent desk only.

FRAME OPTIONS

- Panel or cantilever.



CABLE PORTS

- All desks are fitted with two grey rectangular cable ports. Apart from white desktops which have white cable ports.

PEDESTAL SPECIFICATION

- 25mm top with an 18mm unit and drawer fronts. 25kg drawer runners.
- Narrow pedestal available, 18mm complete unit.
- Integral central locking, 2 keys are supplied.
- Silver bow handles.
- Height levelling feet / castors are supplied.

MEETING POINT SPECIFICATION

- 25mm desk top.
- Round legs.
- Height levelling feet are supplied.

METAL & WOOD FINISHES

QS: Quick Ship | **GROUP A:** Subject to a longer lead time.

QUICK SHIP

Metal Finishes



S Silver

G Grey

W White

Wood Finishes



BI Birch

MA Maple

WA Walnut

BE Beech

WH White

LO Light Oak

GROUP A

The finishes listed above are also available on a longer lead time if required.

Wood finishes are heat, stain and scratch resistant when used for their intended purposes.

Please add the metal and wood suffix to your code when ordering eg: STCR16CL**SBI**

SATELLITE



- Available
- Not Available

CRESCENT DESK PANEL



W x W2 x D x D2 x H (mm)	Left Hand	Right Hand	QS	Grp A	RRP
1400 x 1200 x 800 x 600 x 725	STCR14PL	STCR14PR	●	●	£313.71
1600 x 1200 x 800 x 600 x 725	STCR16PL	STCR16PR	●	●	£345.37
1800 x 1200 x 800 x 600 x 725	STCR18PL	STCR18PR	●	●	£432.26

CRESCENT DESK CANTILEVER



W x W2 x D x D2 x H (mm)	Left Hand	Right Hand	QS	Grp A	RRP
1400 x 1200 x 800 x 600 x 725	STCR14CL	STCR14CR	●	●	£329.57
1600 x 1200 x 800 x 600 x 725	STCR16CL	STCR16CR	●	●	£361.23
1800 x 1200 x 800 x 600 x 725	STCR18CL	STCR18CR	●	●	£448.12

Satellite crescent desks have a metal corner leg for stability, and straight wooden modesty panels.



Crescent desks shown with desk high pedestals page 66, Standard screens page 189, and Salhouse task chairs page 148.

QUICK SHIP:

Metal Finishes



S Silver G Grey W White

Wood Finishes



BI Birch MA Maple WA Walnut BE Beech WH White LO Light Oak

GROUP A: The finishes listed above are also available on a longer lead time if required.

QS: Quick Ship | **GROUP A:** Subject to a longer lead time.

SATELLITE



- Available
- Not Available

WAVE DESK PANEL



W x D x D2 x H (mm)	Left Hand	Right Hand	QS	Grp A	RRP
1200 x 1000 x 800 x 725	STWW12PL	STWW12PR	●	●	£291.98
1400 x 1000 x 800 x 725	STWW14PL	STWW14PR	●	●	£307.92
1600 x 1000 x 800 x 725	STWW16PL	STWW16PR	●	●	£331.55

WAVE DESK CANTILEVER



W x D x D2 x H (mm)	Left Hand	Right Hand	QS	Grp A	RRP
1200 x 1000 x 800 x 725	STWW12CL	STWW12CR	●	●	£311.72
1400 x 1000 x 800 x 725	STWW14CL	STWW14CR	●	●	£327.66
1600 x 1000 x 800 x 725	STWW16CL	STWW16CR	●	●	£351.29

- Available
- Not Available

RECTANGULAR DESK, PANEL



600 deep rectangular desk must be secured to either a crescent desk or desk high pedestal.

W x D x H (mm)	Code	QS	Grp A	RRP
600 Deep				
800 x 600 x 725	STRS80P	●	●	£199.43
800 Deep				
800 x 800 x 725	STRE80P	●	●	£205.32
1000 x 800 x 725	STRE10P	●	●	£209.26
1200 x 800 x 725	STRE12P	●	●	£224.92
1400 x 800 x 725	STRE14P	●	●	£240.86
1600 x 800 x 725	STRE16P	●	●	£252.86
1800 x 800 x 725	STRE18P	●	●	£292.09

RECTANGULAR DESK, CANTILEVER



600 deep rectangular desk must be secured to either a crescent desk or desk high pedestal.

W x D x H (mm)	Code	QS	Grp A	RRP
600 Deep				
800 x 600 x 725	STRS80C	●	●	£215.29
800 Deep				
800 x 800 x 725	STRE80C	●	●	£225.06
1000 x 800 x 725	STRE10C	●	●	£229.00
1200 x 800 x 725	STRE12C	●	●	£244.66
1400 x 800 x 725	STRE14C	●	●	£260.60
1600 x 800 x 725	STRE16C	●	●	£272.60
1800 x 800 x 725	STRE18C	●	●	£311.83

SATELLITE

PEDESTALS



Personal storage solutions for the working office.

- Available
- Not Available



Pedestal	W x D x H (mm)	2 Drawer	3 Drawer	4 Drawer	QS	Grp A	RRP
Narrow Under Desk	310 x 555 x 680	–	STNP60D3	–	●	●	£296.00
Fixed	400 x 585 x 452	STFP58D2	STFP58D3	–	●	●	£185.51
Mobile	400 x 600 x 542	STMP60D2	STMP60D3	–	●	●	£228.88
Desk High, 600 Deep	400 x 600 x 725	–	STDP60D3	STDP60D4	●	●	£296.06
Desk High, 800 Deep	400 x 800 x 725	–	STDP80D3	STDP80D4	●	●	£394.74

Note: Desk high pedestals will also fit under Satellite desks when the feet are removed.

A range of handle designs are available.


We offer a selection of pedestal accessories including pen trays and a variety of handle options. See page 190.



CABLE MANAGEMENT

Don't let untidy cables tarnish the appearance of your workspace.

- Available
- Not Available



Cable Option	Description	Colour	Code	QS	Grp A	RRP
Wire Mesh Cable Tray	Wire mesh cable tray suitable for 1400mm desk. Additional sizes available, see page 192 for more details. 5 Year Guarantee.	Chrome	ACMESH14	●	●	£69.30
Vertical Cable Manager	V1 Vertical Cable Manager. 5 Year Guarantee.	Black, Silver & White	ACCVSPINE	○	●	£69.09
Cable Trunking	Plastic cable trunking to neatly conceal wires. 2 x 2.5 metre lengths included. Self adhesive to secure to surfaces.	–	ACCTRUNK	●	●	£89.43

SATELLITE



MEETING POINTS

These stylish meeting points create additional workspace for impromptu meetings and collaborative working.

- Available
- Not Available

ARC MEETING POINT



W x D x H (mm)	Description	Fits to Panel	Fits to Cantilever	QS	Grp A	RRP
1200 x 600 x 725	Fits 2 x 600mm desk	STMA12P	STMA12C	●	●	£268.35
1600 x 800 x 725	Fits 2 x 800mm desk	STMA16P	STMA16C	●	●	£285.04

Quick ship finishes available.



BE Beech **MA** Maple **LO** Light Oak

SQUARE MEETING POINT



W x D x H (mm)	Description	Fits to Panel	Fits to Cantilever	QS	Grp A	RRP
800 x 800 x 725	Fits 1 x 800mm desk	STSM80PRL	STSM80CRL	●	●	£208.21

Quick ship finishes available.



BE Beech **LO** Light Oak

SHELL MEETING POINT



W x D x D2 x H (mm)	Description	Fits to Panel	Fits to Cantilever	QS	Grp A	RRP
1200 x 1200 x 800 x 725	Fits 1 x 800mm desk	STMS12P	STMS12C	●	●	£348.52

Quick ship finishes available.



BE Beech **MA** Maple **LO** Light Oak

QS: Quick Ship | **GROUP A:** Subject to a longer lead time.

ATMOSPHERE

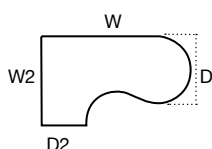
An executive range of office furniture available in a selection of shapes including crescent conference. An adaptable design from managerial desks to multi-functional workspaces.



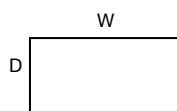
Crescent Conference in white with light oak desktop and a bespoke metal modesty panel.

FEATURES & DETAILS

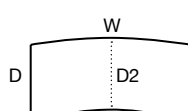
DESK SHAPES



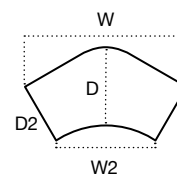
Crescent Conference
(Left hand shown)



Rectangular



Double Wave Bow



Delta

DESK SPECIFICATION

- 25mm desk top made from grade E1 melamine faced high density particle board.
- 18mm modesty panels.

FRAME OPTIONS

- Desks are available with a panel or cantilever metal infill frame as standard.
- A straight wooden modesty panel is available as standard.

CABLE PORTS

- All desks are supplied with two round, silver coloured cable ports.

CABLE MANAGEMENT

- Cable management trays and a cable riser are available to purchase separately.

PEDESTAL SPECIFICATION

- 25mm top and drawer fronts with an 18mm unit.
- Metal drawer system.
- Anti-tilt mechanism
- Integral central locking, 2 keys are supplied.
- Height levelling feet / castors are supplied.
- Silver bow handles.

METAL & WOOD FINISHES

QS: Quick Ship | **GROUP A:** Subject to a longer lead time.

QUICK SHIP

Not Available

GROUP A


Metal Finishes



S Silver

W White

Wood Finishes



BI Birch

MA Maple

WA Walnut

BE Beech

WH White

LO Light Oak

Wood finishes are heat, stain and scratch resistant when used for their intended purposes.

Please add the metal and wood suffix to your code when ordering eg: ATCC20PSMLSBI

Designed with an integrated meeting area, the crescent conference desk provides an informal meeting solution in an executive office.



ATMOSPHERE

● Available
○ Not Available

CRESCENT CONFERENCE, PANEL



W x W2 x D x D2 x H (mm)	Left Hand	Right Hand	QS	Grp A	RRP
2000 x 1200 x 800 x 600 x 725	ATCC20PSML	ATCC20PSMR	○	●	£717.57
2200 x 1200 x 800 x 600 x 725	ATCC22PSML	ATCC22PSMR	○	●	£747.74

CRESCENT CONFERENCE, CANTILEVER



W x W2 x D x D2 x H (mm)	Left Hand	Right Hand	QS	Grp A	RRP
2000 x 1200 x 800 x 600 x 725	ATCC20ISMLS	ATCC20ISMRS	○	●	£847.34
2200 x 1200 x 800 x 600 x 725	ATCC22ISMLS	ATCC22ISMRS	○	●	£877.51

RECTANGULAR, PANEL



W x D x H (mm)	Code	QS	Grp A	RRP
600 Deep				
800 x 600 x 725	ATRS80PSM	○	●	£324.60
1000 x 600 x 725	ATRS10PSM	○	●	£333.59
1200 x 600 x 725	ATRS12PSM	○	●	£342.54
1400 x 600 x 725	ATRS14PSM	○	●	£358.65
1600 x 600 x 725	ATRS16PSM	○	●	£374.79
1800 x 600 x 725	ATRS18PSM	○	●	£389.17
800 Deep				
800 x 800 x 725	ATRE80PSM	○	●	£329.86
1000 x 800 x 725	ATRE10PSM	○	●	£342.59
1200 x 800 x 725	ATRE12PSM	○	●	£356.85
1400 x 800 x 725	ATRE14PSM	○	●	£371.19
1600 x 800 x 725	ATRE16PSM	○	●	£389.11
1800 x 800 x 725	ATRE18PSM	○	●	£448.57

RECTANGULAR, CANTILEVER



W x D x H (mm)	Code	QS	Grp A	RRP
600 Deep				
800 x 600 x 725	ATRS80ISM	○	●	£454.37
1000 x 600 x 725	ATRS10ISM	○	●	£463.36
1200 x 600 x 725	ATRS12ISM	○	●	£472.31
1400 x 600 x 725	ATRS14ISM	○	●	£488.42
1600 x 600 x 725	ATRS16ISM	○	●	£504.56
1800 x 600 x 725	ATRS18ISM	○	●	£518.94
800 Deep				
800 x 800 x 725	ATRE80ISM	○	●	£459.63
1000 x 800 x 725	ATRE10ISM	○	●	£472.36
1200 x 800 x 725	ATRE12ISM	○	●	£486.62
1400 x 800 x 725	ATRE14ISM	○	●	£500.96
1600 x 800 x 725	ATRE16ISM	○	●	£518.88
1800 x 800 x 725	ATRE18ISM	○	●	£578.34

QS: Quick Ship | **GROUP A:** Subject to a longer lead time.

ATMOSPHERE

- Available
- Not Available

DOUBLE WAVE BOW, PANEL



W x D x D2 x H (mm)	Code	QS	Grp A	RRP
1600 x 875 x 800 x 725	ATWB16PSM	○	●	£531.05
1800 x 875 x 800 x 725	ATWB18PSM	○	●	£556.20
2000 x 875 x 800 x 725	ATWB20PSM	○	●	£624.54

DOUBLE WAVE BOW, CANTILEVER



W x D x D2 x H (mm)	Code	QS	Grp A	RRP
1600 x 875 x 800 x 725	ATWB16ISMS	○	●	£660.82
1800 x 875 x 800 x 725	ATWB18ISMS	○	●	£685.97
2000 x 875 x 800 x 725	ATWB20ISMS	○	●	£754.31

The stylish double wave bow desk features an elegant curve front, perfect for making a great first impression.



DELTA, PANEL



W x W2 x D x D2 x H (mm)	Code	QS	Grp A	RRP
2076 x 1279 x 1200 x 800 x 725	ATDL12PSM	○	●	£618.80

DELTA, CANTILEVER



W x W2 x D x D2 x H (mm)	Code	QS	Grp A	RRP
2076 x 1279 x 1200 x 800 x 725	ATDL12ISMS	○	●	£748.57

QS: Quick Ship | **GROUP A:** Subject to a longer lead time.

ATMOSPHERE

PEDESTALS

All Atmosphere pedestals come with metal to metal fixings and metal drawers adding extra durability and strength.

Atmosphere pedestals also include an in-built anti-tilt mechanism for safety.



Mobile
2 Drawer



Mobile
3 Drawer



Under Desk
3 Drawer



Under Desk
4 Drawer



Narrow Under
Desk, 3 Drawer



Desk High
3 Drawer



Desk High
4 Drawer

Pedestal	W x D x H (mm)	2 Drawer	3 Drawer	4 Drawer	QS	Grp A	RRP
Mobile	430 x 600 x 545	ATMP60D2	ATMP60D3	–	○	●	£343.29
Under Desk	430 x 600 x 665	–	ATUP60D3	ATUP60D4	○	●	£455.77
Narrow Under Desk	342 x 600 x 665	–	ATNP60D3	–	○	●	£412.54
Desk High 600 D	430 x 600 x 725	–	ATDP60D3	ATDP60D4	○	●	£455.77
Desk High 800 D	430 x 800 x 725	–	ATDP80D3	ATDP80D4	○	●	£520.65

Mobile Conversion Kit	Description	Code	QS	Grp A	RRP
	Converts desk high pedestal to mobile	ATMPCONKIT	○	●	£23.63

QS: Quick Ship | **GROUP A:** Subject to a longer lead time.

- Available
- Not Available



Mobile 3 Drawer
in white.

ATMOSPHERE

CABLE MANAGEMENT

All Atmosphere desks are available with optional cable management which slots easily into place upon assembly.

● Available
○ Not Available

CABLE TRAYS



The cable tray can be mounted inside or outside of a modesty panel.

Available in Silver with or without a socket adaptor.

Description	Code	QS	Grp A	RRP
Crescent Conference				
Fits return of any desk	ATCTRAY12CRS	○	●	£95.40
Fits 2000mm wide desk	ATCTRAY16CRS	○	●	£104.54
Fits 2200mm wide desk	ATCTRAY18CRS	○	●	£109.03
Rectangular				
Fits 800mm wide desk	ATCTRAY80RES	○	●	£86.29
Fits 1000mm wide desk	ATCTRAY10RES	○	●	£90.80
Fits 1200mm wide desk	ATCTRAY12RES	○	●	£95.40
Fits 1400mm wide desk	ATCTRAY14RES	○	●	£99.97
Fits 1600mm wide desk	ATCTRAY16RES	○	●	£104.54
Fits 1800mm wide desk	ATCTRAY18RES	○	●	£109.03
Delta				
Fits 1200mm wide desk	ATCTRAY12DLS	○	●	£95.40

VERTICAL CABLE RISER



Description	Colour	Code	QS	Grp A	RRP
Fits to cantilever frame. Attaches inside cantilever frame to conceal cables.	Silver	ATCPLATECCS	○	●	£64.86

PORT HOLES



Easy to retrofit, incorporates an under desk, hand tightened barrel nut to fix unit in place. All power and data cables exit from the base of the unit.

Description	Colour	Code	QS	Grp A	RRP
Port Hole 1 x Power socket and 1m mains cable • Power socket 3.15A individually fused with 1m mains cable to 3 pin connector	Black Grey White	ACPORTSOCKBK ACPORTSOCKGY ACPORTSOCKWH	○	●	£137.55
Port Hole with USB Socket 1 x Power socket, 1 x USB socket, 1m mains cable, 2m USB lead • Power socket 3.15A individually fused with 1m mains cable to 3 pin connector and 2m USB lead.	Black Grey White	ACPORTUSBBK ACPORTUSBGY ACPORTUSBWH	○	●	£138.60
Power Hole with RJ45 Cat6 Socket 1 x Power socket, 1 x RJ45 Cat6 socket, 1m mains cable, 3m data lead • Power socket 3.15A individually fused with 1m mains cable to 3 pin connector with 3m data lead.	Black, Grey White	ACPORTRJ45BK ACPORTRJ45GY ACPORTRJ45WH	○	●	£194.25

Port holes feature individual fuse and are independently certified to BS 5733.

GALAXY



The Galaxy desk is an enduring favourite. Available in beech, light oak or white, with a grey or brown frame colour option, the Galaxy desk is practical, robust and here to stay.

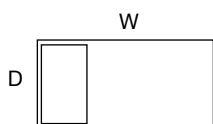


Double 2 & 3 drawer Galaxy desk in white with grey frame.
Shown with a Moulton task chair.

FEATURES & DETAILS



DESK SHAPES



Single Pedestal Desk



Double Pedestal Desk



METAL & WOOD FINISHES

QS: Quick Ship | **GROUP A:** Subject to a longer lead time.

QUICK SHIP

Metal & Wood Finishes



G Grey /
BE Beech



G Grey /
WH White



B Brown /
LO Light Oak

GROUP A

The finishes listed left are also available on a longer lead time if required.

Wood finishes are heat, stain and scratch resistant when used for their intended purposes.

Please add the metal and wood suffix to your code when ordering eg: GARE12SPD2**G****B****E**

SPECIFICATION

- 18mm top made from grade E1 melamine faced high density particle board.
- All desks have the option of single pedestal with left or right hand positioning or double pedestals.
- Pedestals have recessed handles.
- Height levelling feet are supplied.
- Full metal underframe for additional strength.
- A straight wooden modesty panel as standard.

FRAME

- All desks feature 4 metal legs.

PEDESTAL SPECIFICATION

- 25kg, full length metal drawer runners.
- Integral central locking, 2 keys supplied.



SECRETARIAL RETURN SPECIFICATION

- 18mm top made from grade E1 melamine faced high density particle board.
- Five black sliding trays are included.
- Only suitable for fixing to the 1500mm and 1800mm single pedestal desk.
- Can be left or right hand positioned.
- Available in beech or light oak only.

GALAXY



SINGLE PEDESTAL DESK

- Available
- Not Available

2 DRAWER



W x D x H (mm)	Code	QS	Grp A	RRP
1200 x 745 x 720	GARE12SPD2	●	●	£304.77
1500 x 745 x 720	GARE15SPD2	●	●	£362.37
1800 x 745 x 720	GARE18SPD2	●	●	£411.40

White 1800mm desks not available on Quick Ship.

3 DRAWER



W x D x H (mm)	Code	QS	Grp A	RRP
1200 x 745 x 720	GARE12SPD3	●	●	£304.77
1500 x 745 x 720	GARE15SPD3	●	●	£362.37
1800 x 745 x 720	GARE18SPD3	●	●	£411.40

White 1800mm desks not available on Quick Ship.

DOUBLE PEDESTAL DESK

2 & 3 DRAWER



W x D x H (mm)	Code	QS	Grp A	RRP
1500 x 745 x 720	GARE15DP	●	●	£461.74
1800 x 745 x 720	GARE18DP	●	●	£510.77

White 1800mm desks not available on Quick Ship.

QUICK SHIP: Metal & Wood Finishes



G Grey /
BE Beech



G Grey /
WH White



B Brown /
LO Light Oak

GROUP A: The finishes listed left are also available on a longer lead time if required.

QS: Quick Ship | GROUP A: Subject to a longer lead time.

SECRETARIAL RETURN DESK

- Available
- Not Available

SECRETARIAL RETURN



W x D x H (mm)	Code	QS	Grp A	RRP
1050 x 450 x 695	GADR10	●	●	£255.37

*Only suitable for fixing to the 1500mm and 1800mm single pedestal desk.
White finish not available on secretarial return.*



Single 3 drawer Galaxy desk in beech with grey frame.
Shown with a secretarial return and Paston task chair.

STUDYHUB

StudyHub is designed to improve concentration by reducing visual and aural distractions. A flexible, cost effective solution for schools, libraries and IT suites, that is also ideal for commercial offices.



Above: Row of 6 StudyHubs in walnut with (bespoke) white side panels, shown with Brandon task chairs. Also features Rapid soft seating and Sled tables with soft stools.

Create quiet spaces for individuals to work comfortably, blocking out noise to focus on tasks.



Set of 6 back to back StudyHubs in white shown with Brandon chairs page **152**.

FEATURES & DETAILS

SPECIFICATION

- 25mm top made from grade E1 melamine faced high density particle board.
- Height levelling feet are supplied.
- All desks are supplied with one round, grey coloured cable port.
- Pinnable fabric boards are available to purchase separately.

ACCESSORIES OPTIONS

- Fabric boards, port hole power with USB charging, data and media and CPU holders.

FABRIC BOARDS OPTIONS

Fabric boards are available in 4 standard fabric colours:



BK Black **BL** Blue **RB** Ruby **GY** Grey

Please add the colour suffix to your code when ordering eg: SHBS60**RBK**

- Alternative colour options are available from the Camira Cara, Carlow or Lucia range.

METAL & WOOD FINISHES

QS: Quick Ship | **GROUP A:** Subject to a longer lead time.

QUICK SHIP

Not Available

GROUP A

Wood Finishes



BI Birch **MA** Maple **WA** Walnut **BE** Beech **WH** White **LO** Light Oak

Wood finishes are heat, stain and scratch resistant when used for their intended purposes.

Please add the wood suffix to your code when ordering eg: SHSB80**BE**



Set of 2 StudyHubs in maple shown with Brandon chairs page **152**.



Custom colour combinations are available via our bespoke service.

Set of 4 StudyHubs in birch with white trim shown with fabric boards and Brandon chairs page **152**.

STUDYHUB

- Available
- Not Available

STUDYHUB SINGLE



W x D x H (mm)	Code	QS	Grp A	RRP
800 x 800 x 1230	SHSB80	○	●	£408.23
1000 x 800 x 1230	SHSB10	○	●	£446.46

STUDYHUB EXTENSION



W x D x H (mm)	Code	QS	Grp A	RRP
775 x 800 x 1230	SHEB80	○	●	£357.20
975 x 800 x 1230	SHEB10	○	●	£395.43

The StudyHub can be easily extended to suit any layout.

FABRIC BOARDS

Easy to mount, pinnable fabric boards are available to purchase separately.



Set of 6 in a row StudyHubs in light oak shown with Brandon chairs page **152**.

FABRIC BOARDS

W x H (mm)	Standard colours	QS	Grp A	RRP
600 x 200	SHBS60R	○	●	£66.00
800 x 200	SHBS80R	○	●	£70.00

QS: Quick Ship | **GROUP A:** Subject to a longer lead time.

STUDYHUB

Portholes can be fitted to the cable port to provide power for laptops, or charging points for mobile phones and tablets. A CPU holder is available if you intend to use a desktop PC.

PORT HOLES



Easy to retrofit, incorporates an under desk, hand tightened barrel nut to fix unit in place. All power and data cables exit from the base of the unit.

- Available
- Not Available

Description	Colour	Code	QS	Grp A	RRP
Port Hole <ul style="list-style-type: none"> 1 x Power socket and 1m mains cable Power socket 3.15A individually fused with 1m mains cable to 3 pin connector 	Black Grey White	ACPORTSOCKBK ACPORTSOCKGY ACPORTSOCKWH	○	●	£137.55
Port Hole with USB Socket <ul style="list-style-type: none"> 1 x Power socket, 1 x USB socket, 1m mains cable, 2m USB lead Power socket 3.15A individually fused with 1m mains cable to 3 pin connector and 2m USB lead. 	Black Grey White	ACPORTUSBBK ACPORTUSBGY ACPORTUSBWH	○	●	£138.60
Power Hole with RJ45 Cat6 Socket <ul style="list-style-type: none"> 1 x Power socket, 1 x RJ45 Cat6 socket, 1m mains cable, 3m data lead Power socket 3.15A individually fused with 1m mains cable to 3 pin connector with 3m data lead. 	Black, Grey White	ACPORTRJ45BK ACPORTRJ45GY ACPORTRJ45WH	○	●	£194.25

Port holes feature individual fuse and are independently certified to BS 5733.

CPU HOLDERS

- Available
- Not Available

CPU HOLDER 01



C3 large CPU holder for fixing to desk top, adjustable in W 80 – 220mm, H 300 – 530mm.
5 Year Guarantee.

Black,
Silver &
White

ACCPUHOLDL

○

●

£101.54

Simply add the colour suffix to your code when ordering.

B Black **S** Silver **W** White

CPU HOLDER 02



C6 universal adjustable belt CPU holder for fixing under the desk top.
5 Year Guarantee.

Black

ACCPUHOLDUNIB

○

●

£75.97

MICRO CPU HOLDER



Ideal for mini CPUs. Can be fitted to pole or arm, allows easy access to ports. Can also be fixed to any part of the desk. Fully adjustable for different CPU sizes.
5 Year Guarantee.

Black,
Silver &
White

ACCPUHOLDM

○

●


£46.20

Simply add the colour suffix to your code when ordering.

B Black **S** Silver **W** White

SMARTTOP

The SmartTop desk mechanism quickly folds a monitor, keyboard and mouse into a secure compartment beneath the desk surface. Perfect for classrooms and training suites, the SmartTop desk delivers flexible facilities and secure storage in one innovative solution.



Above: Single SmartTops centered in white with silver frames.

ILOA ergonomic swivel saddle stool, encourages good posture, see page **150**

ILOA+ shown in black eco leather on black ash.



FEATURES & DETAILS

METAL & WOOD FINISHES

QS: Quick Ship | **GROUP A:** Subject to a longer lead time.

QUICK SHIP


Not Available

GROUP A

Metal Finishes



S Silver



W White


Wood Finishes



BE Beech



MA Maple



WH White

Wood finishes are heat, stain and scratch resistant when used for their intended purposes.

Please add the metal and wood suffix to your code when ordering eg: SMRE96SIL**SBE**

SPECIFICATION

- Lid constructed from 18mm MFC.
- 25mm MDF top provides added durability.
- 18mm MFC modesty panel.
- Double cantilever end frame adds strength and stability.
- Silver or white finish end frame.
- Fully locking secure mechanism.
- Levelling feet as standard.
- Optional single and double CPU stands available.

RECOMMENDATIONS

- Recommended standard flat screen monitor size is between 16-19 inches. Maximum monitor dimensions **W440 x D65 x H350mm**
- Weight loading capacity of up to 5kg.

2 year Guarantee on monitor mechanism.



SmartTop single
(Left, right and central hand options)



SmartTop Double
(Left and right hand options)

SMARTTOP

- Available
- Not Available

SMARTTOP SINGLE (900MM)



Left Hand

Right Hand

W x D x H (mm)		Code	QS	Grp A	RRP
900 x 600 x 725	Left Hand	SMRE96SIL	○	●	£1031.30
900 x 600 x 725	Right Hand	SMRE96SIR	○	●	£1031.30

SMARTTOP SINGLE, CENTRAL



W x D x H (mm)		Code	QS	Grp A	RRP
1200 x 600 x 725	Central	SMRE12SIC	○	●	£1031.30

SMARTTOP DOUBLE (1650MM)



Left Hand

Right Hand

W x D x H (mm)		Code	QS	Grp A	RRP
1650 x 600 x 725	Left Hand	SMRE16DBL	○	●	£1965.59
1650 x 600 x 725	Right Hand	SMRE16DBR	○	●	£1965.59

SMARTTOP DOUBLE (1800MM)



Left Hand

Right Hand

W x D x H (mm)		Code	QS	Grp A	RRP
1800 x 600 x 725	Left Hand	SMRE18DBL	○	●	£1997.92
1800 x 600 x 725	Right Hand	SMRE18DBR	○	●	£1997.92

QS: Quick Ship | **GROUP A:** Subject to a longer lead time.



The compact SmartTop design provides a secure dual use desk solution.

Single SmartTops centered in white with silver frames shown with Brandon task chairs.

- Available
- Not Available

CPU STANDS



Single Stand



Double Stand

CPU Option	Description	Colour	Code	QS	Grp A	RRP
Single Stand	578 x 225 x 62, attaches to bottom of cantilever end frame.	—	STSSSL	○	●	£97.02
Double Stand	578 x 426 x 62, attaches to bottom of cantilever end frame.	—	STDSSL	○	●	£194.04

CPU HOLDER 01



Description	Colour	Code	QS	Grp A	RRP
C3 large CPU holder for fixing to desk top, adjustable in W 80 – 220mm, H 300 – 530mm. 5 Year Guarantee.	Black, Silver & White	ACCPUHOLDL	○	●	£101.54

Excludes double SmartTop 1650mm desks.

Simply add the colour suffix to your code when ordering.

B Black **S** Silver **W** White

RECEPTION



Our clean and simple reception unit is a practical solution for any business that requires a welcome desk for visitors. The unit can be left or right handed and we offer additional tables, meeting points, and seating options to complete your reception area.



Two Reception units linked together in beech.

FEATURES & DETAILS

SPECIFICATION

RECEPTION UNIT

- 25mm top made from grade E1 melamine faced high density particle board.
- Full depth, 18mm modesty panels.
- Single grey cable port.
- Pigeonhole system.
- Height levelling feet.

RECEPTION TABLES

- 25mm or 18mm top made from grade E1 melamine faced high density particle board.
- Tables available with square metal legs or cross base.



MADE TO MEASURE

Our bespoke team can work with you to design and manufacture reception furniture to your requirements.



FEATURES & DETAILS

METAL & WOOD FINISHES

QS: Quick Ship | **GROUP A:** Subject to a longer lead time.

QUICK SHIP

Metal & Wood Finishes



G Grey /
BE Beech



G Grey /
MA Maple



G Grey /
LO Light Oak



B Brown /
LO Light Oak

Wood finishes are heat, stain and scratch resistant when used for their intended purposes.

GROUP A

The finishes listed left are also available on a longer lead time if required.

Please add the metal and wood suffix to your code when ordering eg: RUCR18PLGBE

RECEPTION UNIT

- Available
- Not Available



Left hand shown

W x W2 x D x D2 x H (mm)	LH	RH	QS	Grp A	RRP
1800 x 1200 x 800 x 600 x 1177	RUCR18PL	RUCR18PR	●	●	£1316.61

SQUARE TABLE



Square Legs

W x D x H (mm)	Code	QS	Grp A	RRP
600 x 600 x 385, 18mm Top	TBSR60SQ	●	●	£85.54

ROUND TABLE



Square Legs

W x D x H (mm)	Code	QS	Grp A	RRP
750 x 385, 18mm Top	TBRR75SQ	●	●	£140.37

CROSS BASE TABLE



Panel Base

W x D x H (mm)	Code	QS	Grp A	RRP
600 x 600 x 396, 25mm Top	TBSR60P	●	●	£214.54
800 x 800 x 396, 25mm Top	TBSR80P	●	●	£229.23

For more table options see from page 108.

SCREENS

Please note: Duty and InMotion desks require their own screens please refer to pages 47 to 49, and page 17 respectively.

Desk mounted screens help to define personal space while adding an attractive splash of colour to your office environment.

EXECUTIVE SCREENS

Executive screens feature a stylish single or triple toolrail in a choice of silver or white with matching trim.

Screens can be linked together where required. The toolrail allows for accessories such as monitor arms.

See page **191** for our monitor arm range.

Select from 380mm and 480mm heights.

Choose from a variety of colour fabrics from either the Camira Cara, Carlow or Lucia range. See page **206**.

See page **187** for our full range of Executive screens.



PERSPEX SCREENS

Perspex screens provide a modern solution to desk partitions, and are available in 3 shapes; rectangular, wave or curve. Made from 5mm perspex.

Available as frosted, clear and solid perspex in a choice of colours (For colour options see page **188**).

See page **188** for our full range of Perspex screens.



STANDARD SCREENS

Fully upholstered screens in a choice of fabrics with a PVC trim and 3 shape options rectangular, wave or curve. Screens can be fitted in the centre of a cluster of desks.

Quick Ship Deliveries available on 4 fabric colours: Black, Blue, Ruby Red or Grey.



Black



Blue



Ruby



Grey



Alternative colour options are available from the Camira Cara, Carlow or Lucia range. See page **206**.

See page **189** for our full range of Standard screens.





ACCESSORIES


Whether specifying a new interior or refurbishing an existing work space, accessories are the little extras that make all the difference.

ADJUSTABLE WORKING

Adjust the height of your screens with ergonomic monitor arms. Find the best working level for the user, as well as freeing up valuable desktop space.

Monitor arms can be fitted to Executive toolrail screens.

See our full range of monitor arms on page 191.



TIDY DESK SPACE

Tidy away cables with our range of cable management, clear away desk top clutter with a drawer tray, or simply give everything a face lift with new matching handles.

See our full range of accessories from page 190.



SPIRE

Distinctive tables ideal for high profile spaces where first impressions count. From a reception area to a corporate boardroom, Spire tables will set the scene with style.




FIRST IMPRESSIONS

- Variety of table top shapes: rectangular, square, circular and oval.
- Large range of size formats with seating up to 18 people.
- Cable management and power, data and USB charging modules available.

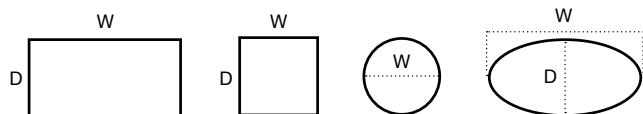
Above: Rectangular Spire table in beech with chrome effect frame featuring flip top power modules. Shown with Heydon chairs (birch back, no arms, spider legs).

Add a flip top in desk power module to your Spire boardroom table, see page **93**.



FEATURES & DETAILS

TABLE SHAPES



Rectangular

Square

Circular

Oval

SPECIFICATION

- 25mm top made from grade E1 melamine faced high density particle board.
- Cable management and power, data and USB charging modules available.

FRAME

- Steel frame with hydroformed tapered steel legs and cast aluminium feet.

METAL & WOOD FINISHES

QS: Quick Ship | **GROUP A:** Subject to a longer lead time.

QUICK SHIP




Not Available

GROUP A

Metal Finishes

**S** Silver**W** White**B** Matt Black**C** Chrome Paint

Wood Finishes

**BI** Birch**MA** Maple**WA** Walnut**BE** Beech**WH** White**LO** Light Oak

Wood finishes are heat, stain and scratch resistant when used for their intended purposes.

Please add the metal and wood suffix to your code when ordering eg: SPRE1880**CBI**



Make the most of your space with our range of Spire meeting tables in an array of shapes and sizes.

SPIRE

- Available
- Not Available

RECTANGULAR TABLES



800 Deep



1000 Deep



1200 Deep



1400 Deep

W x D x H (mm)	Code	QS	Grp A	RRP, White Black, Silver	RRP Chrome Paint
800 Deep					
1800 x 800 x 740	SPRE1880	○	●	£829.31	£1006.38
2000 x 800 x 740	SPRE2080	○	●	£856.80	£1033.88
1000 Deep					
2000 x 1000 x 740	SPRE2010	○	●	£912.90	£1087.78
1200 Deep					
2800 x 1200 x 740	SPRE2812	○	●	£1445.24	£1762.00
3200 x 1200 x 740	SPRE3212	○	●	£1537.63	£1874.19
3600 x 1200 x 740	SPRE3612	○	●	£1632.21	£1989.68
4200 x 1200 x 740	SPRE4212	○	●	£1745.50	£2128.26
4800 x 1200 x 740	SPRE4812	○	●	£1857.69	£2265.74
5400 x 1200 x 740	SPRE5412	○	●	£2272.35	£2771.69
1400 Deep					
2800 x 1400 x 740	SPRE2814	○	●	£1537.63	£1874.19
3200 x 1400 x 740	SPRE3214	○	●	£1632.21	£1989.68
3600 x 1400 x 740	SPRE3614	○	●	£1773.00	£2162.36
4200 x 1400 x 740	SPRE4214	○	●	£2187.65	£2667.20
4800 x 1400 x 740	SPRE4814	○	●	£2300.94	£2804.69
5400 x 1400 x 740	SPRE5414	○	●	£2442.83	£2978.46
5600 x 1400 x 740	SPRE5614	○	●	£2857.48	£3484.40
6400 x 1400 x 740	SPRE6414	○	●	£3389.82	£4133.34
7200 x 1400 x 740	SPRE7214	○	●	£3922.16	£4782.26

QS: Quick Ship | **GROUP A:** Subject to a longer lead time.

SQUARE TABLES



1200 Deep



1400 Deep

W x D x H (mm)	Code	QS	Grp A	RRP, White Black, Silver	RRP Chrome Paint
1200 x 1200 x 740	SPSQ12	○	●	£813.91	£992.09
1400 x 1400 x 740	SPSQ14	○	●	£893.10	£1088.88



Square meeting table shown with a Lingwood chair (E leg style).

SPIRE

● Available
○ Not Available

OVAL TABLES



1200 Deep



1600 Deep

W x D x H (mm)	Code	QS	Grp A	RRP, White Black, Silver	RRP Chrome Paint
1200 Deep					
2000 x 1200 x 740	SPOV2012	○	●	£919.50	£1121.87
2200 x 1200 x 740	SPOV2212	○	●	£962.39	£1153.77
2400 x 1200 x 740	SPOV2412	○	●	£1009.69	£1230.76
2800 x 1200 x 740	SPOV2812	○	●	£1441.93	£1758.70
1600 Deep					
3600 x 1600 x 740	SPOV3616	○	●	£1711.41	£2086.47
4200 x 1600 x 740	SPOV4216	○	●	£2300.94	£2804.69

CIRCULAR TABLES



1400 Wide

W x H (mm)	Code	QS	Grp A	RRP, White Black, Silver	RRP Chrome Paint
1200 x 740	SPRN12	○	●	£771.02	£952.50
1400 x 740	SPRN14	○	●	£850.21	£1029.48
1600 x 740	SPRN16	○	●	£938.20	£1142.77

QS: Quick Ship | **GROUP A:** Subject to a longer lead time.

CABLE MANAGEMENT & POWER MODULES

SLINKY CABLE MANAGER



Colour	Code	QS	Grp A	RRP
Black, Silver & White	ACCMSLINKY	○	●	£136.50

The Flip top in desk power module has a flip up cover which can go flat when not in use, perfect for boardroom tables. The sloping edge design ensures cables run flat and smoothly on exit.

FLIP TOP POWER MODULES 01



Description	Colour	Code	QS	Grp A	RRP
2 UK sockets & RJ45 sockets with switch.	Black Grey White	ACPMRJ45	○	●	£185.00
<ul style="list-style-type: none"> • 2 x UK Sockets • 2 x RJ45 sockets • Mains lead 2m • 2 x 2m RJ45 Cat6 data lead 					

FLIP TOP POWER MODULES 02

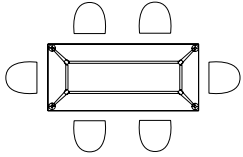


Description	Colour	Code	QS	Grp A	RRP
2 UK Sockets with switch and USB Connector	Black Grey White	ACPMSCUK	○	●	£265.00
<ul style="list-style-type: none"> • 2 x UK Sockets • 1 x USB A+C Smart Connector • Mains lead 2m 					

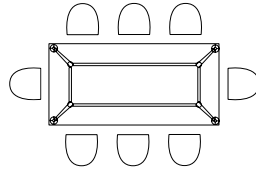
SPIRE

SEATING CONFIGURATIONS

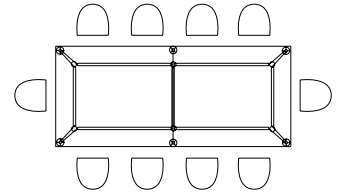
RECTANGULAR TABLES



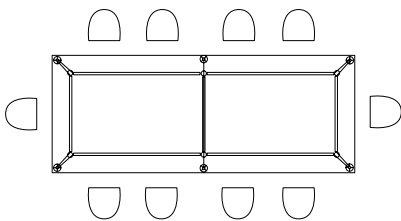
1800mm Wide
800mm Deep



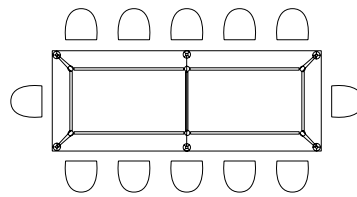
2000mm Wide
800 and 1000mm Deep



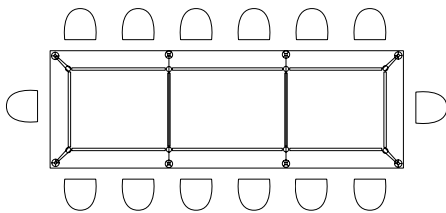
2800mm Wide
1200 and 1400mm Deep



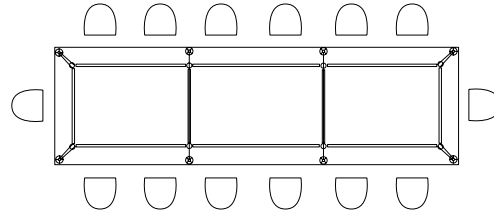
3200mm Wide
1200 and 1400mm Deep



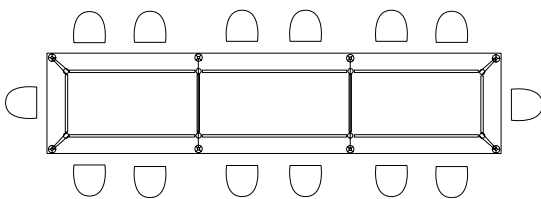
3600mm Wide
1200 and 1400mm Deep



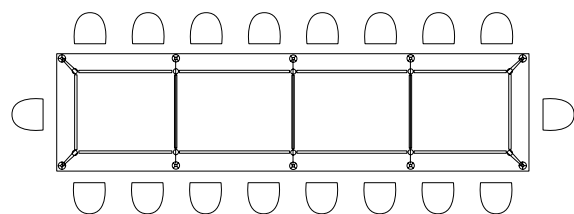
4200mm Wide
1200 and 1400mm Deep



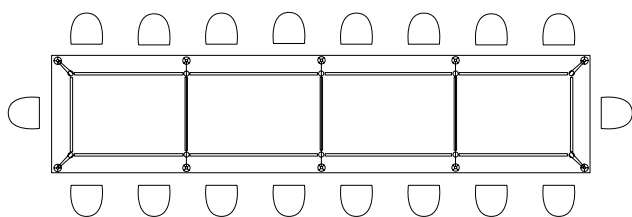
4800mm Wide
1200 and 1400mm Deep



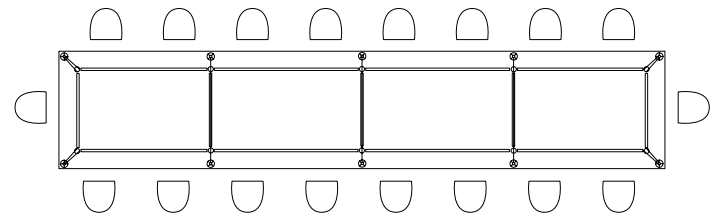
5400mm Wide
1200 and 1400mm Deep



5600mm Wide
1400mm Deep



6400mm Wide
1400mm Deep

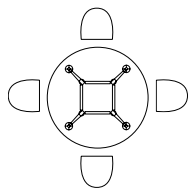


7200mm Wide
1400mm Deep

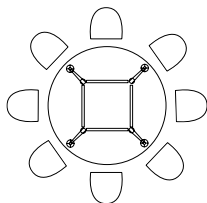
SPIRE

SEATING CONFIGURATIONS

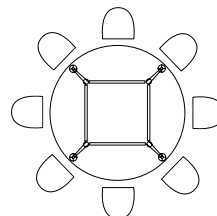
CIRCULAR TABLES



1200mm Diameter

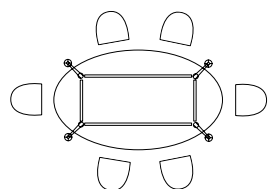


1400mm Diameter

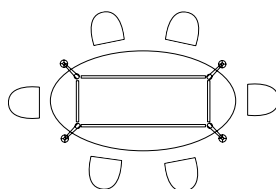


1600mm Diameter

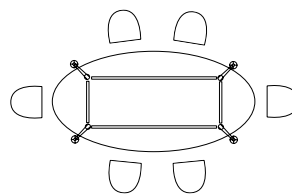
OVAL TABLES



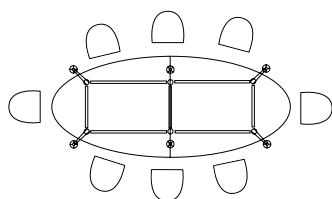
**2000mm Wide
1200mm Deep**



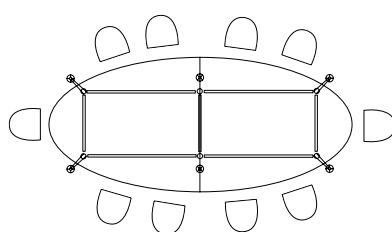
**2200mm Wide
1200mm Deep**



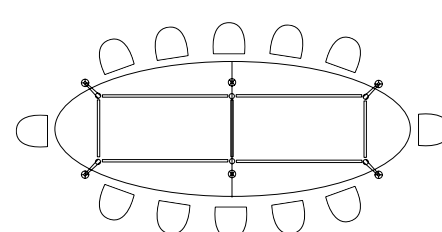
**2400mm Wide
1200mm Deep**



**2800mm Wide
1200mm Deep**

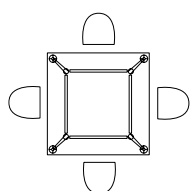


**3600mm Wide
1600mm Deep**

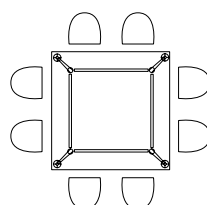


**4200mm Wide
1600mm Deep**

SQUARE TABLES



1200mm Square



1400mm Square

Seating configurations are for illustrative purposes only and may vary depending upon the type and size of your seating. Chair shown is our Brandon meeting chairs. Please note position of intermediate legs.

BARREL & OVAL



Available in a range of finishes, these large tables are well suited to boardrooms and meeting rooms, comfortably seating up to 8 people.



Barrel boardroom table in light oak shown with Heydon chairs (birch back and wooden legs).

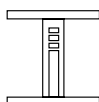
FEATURES & DETAILS

SPECIFICATION

- 25mm top made from grade E1 melamine faced high density particle board.
- Both tables include a double modesty panel.

FRAME OPTIONS

- Barrel boardroom table comes with stylish panel ends.
- Oval boardroom table is designed with a system cantilever in an I-frame style.

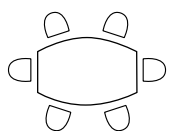


I frame

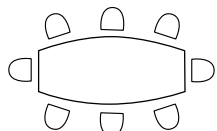


FEATURES & DETAILS

BARREL TABLE

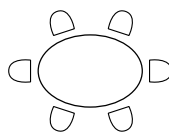


1800mm Wide




2400mm Wide

OVAL TABLE



1800mm Wide



2400mm Wide

FEATURES & DETAILS

METAL & WOOD FINISHES

QS: Quick Ship | **GROUP A:** Subject to a longer lead time.

QUICK SHIP

Metal Finishes

Barrel Table



S Silver

Oval Table




I Iron Grey

Wood Finishes



BE Beech



MA Maple



LO Light Oak

GROUP A

The finishes listed left are also available on a longer lead time if required.

Wood finishes are heat, stain and scratch resistant when used for their intended purposes.

Please add the metal and wood suffix to your code when ordering eg: TBBB18PMMSBE

BARREL, TABLE



Wooden Modesty



Metal Modesty

- Available
- Not Available

W x D x D2 x H (mm)	Wooden Modesty	QS	Grp A	RRP
1800 x 1200 x 800 x 725	TBBB18PCM	●	●	£866.34
2400 x 1200 x 800 x 725	TBBB24PCM	●	●	£1015.03

W x D x D2 x H (mm)	Metal Modesty	QS	Grp A	RRP
1800 x 1200 x 800 x 725	TBBB18PMMS	●	●	£977.80
2400 x 1200 x 800 x 725	TBBB24PMMS	●	●	£1143.63

OVAL, TABLE



W x D x H (mm)	Wooden Modesty	QS	Grp A	RRP
1800 x 1200 x 725	TBOB18SYI	●	●	£900.55
2400 x 1200 x 725	TBOB24SYI	●	●	£1049.12

PLANAR

Planar panel end tables have a simple yet stylish design. Complementing our popular Sled table range, Planar tables provide a cost-effective solution ideal for use in canteens, meeting rooms and breakout areas.

Planar is available in a tall table and desk high size format. Bench seats are also available for use with the desk high tables.



FEATURES & DETAILS

SPECIFICATION

- 25mm deep top and panel sides.
- Adjustable feet on tables.
- 18mm twin modesty panels for additional strength.
- Integrated power modules are available to purchase separately.
- A seat cushion for the bench seat is available to purchase separately.

Add integrated power modules to transform the table into an interactive modern workspace, see page **194**.



WOOD FINISHES

QS: Quick Ship | **GROUP A:** Subject to a longer lead time.

QUICK SHIP

Not Available

GROUP A

Wood Finishes



BI Birch



MA Maple



WA Walnut



BE Beech



WH White



LO Light Oak

Wood finishes are heat, stain and scratch resistant when used for their intended purposes.

Please add the wood suffix to your code when ordering eg: PLHT18BE

PLANAR TALL TABLE



● Available
○ Not Available

W x D x H (mm)	Code	QS	Grp A	RRP
1800 x 800 x 1050	PLHT18	○	●	£567.00
2000 x 800 x 1050	PLHT20	○	●	£629.00

PLANAR TABLE



W x D x H (mm)	Code	QS	Grp A	RRP
1800 x 800 x 740	PLTB18	○	●	£446.00
2000 x 800 x 740	PLTB20	○	●	£512.00

PLANAR BENCH SEAT



W x D x H (mm)	Code	QS	Grp A	RRP
1600 x 350 x 460	PLBE16	○	●	£343.00
1800 x 350 x 460	PLBE18	○	●	£400.00

Bench seat is set 200mm shorter than the table.

BENCH SEAT CUSHION



W x D (mm)	Code	Group A	Group B	Group C	Group D	Group E	Group F
1600 x 350	PLCU16	£212.00	£245.00	£300.00	£339.00	£367.00	£P.O.A
1800 x 350	PLCU18	£232.00	£268.00	£331.00	£374.00	£406.00	£P.O.A

(Prices for cushion only, for bench seat see table above).

Simply add the fabric group suffix to your code when ordering.

A, B, C, D, E, F and state the colour fabric you would like.

For colour fabric groups refer to page **200** and for fabric swatches see page **204**.

SLED

With a modern 'O' leg frame and deep worktops, the Sled range is a contemporary addition to your workplace. Offering simplicity and robust build, it is well suited to meeting rooms and breakout areas.



Above: Sled tall tables in birch with silver frames, shown with Lingwood high stools.

FEATURES & DETAILS

SPECIFICATION

- 43mm deep top.
- Self levelling feet on tables.

FRAME

- 50mm steel tube frame.



METAL & WOOD FINISHES

QS: Quick Ship | **GROUP A:** Subject to a longer lead time.

QUICK SHIP

Not Available

GROUP A

Metal Finishes



S Silver



W White




B Matt Black

Wood Finishes



BI Birch




MA Maple



WA Walnut



BE Beech



WH White



LO Light Oak

Wood finishes are heat, stain and scratch resistant when used for their intended purposes.

Please add the metal and wood suffix to your code when ordering eg: SLHT18BBI

- Available
- Not Available

SLED TALL TABLE



W x D x H (mm)	Code	QS	Grp A	RRP
1800 x 800 x 1050	SLHT18	○	●	£975.00

SLED TABLE



W x D x H (mm)	Code	QS	Grp A	RRP
1800 x 800 x 740	SLTB17	○	●	£800.00

SLED BENCH SEAT



W x D x H (mm)	Code	QS	Grp A	RRP
1600 x 350 x 460	SLBE10	○	●	£400.00

SLED BENCH SEAT CUSHION



W x D (mm)	Code	Group A	Group B	Group C	Group D	Group E	Group F
1600 x 350	SLCU16	£212.00	£245.00	£300.00	£339.00	£367.00	£P.O.A
1800 x 350	SLCU18	£232.00	£268.00	£331.00	£374.00	£406.00	£P.O.A

(Prices for cushion only, for bench seat see table above).

Simply add the fabric group suffix to your code when ordering.

A, B, C, D, E, F and state the colour fabric you would like.

For colour fabric groups refer to page **200** and for fabric swatches see page **204**.

TILT TOP TABLES



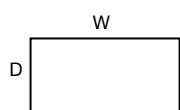
Compact, mobile and easy to manoeuvre, our tilt top tables work well in multi-purpose spaces. For training, educational and breakout areas, a tilt top table adapts to the facilities you need.

Below: Trapezoidal and Semi circular tables in white with chrome frames, shown with Ashby chairs (B leg style). Mount soft seating is also featured.

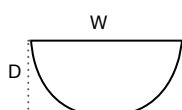


FEATURES & DETAILS

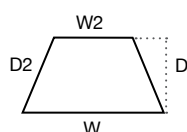
TABLE SHAPES



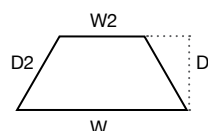
Rectangular



Semi-Circular



Trapezoidal 22.5°



Trapezoidal 30°

LINKING MECHANISM



Linking mechanism closed



Linking mechanism open



SPECIFICATION

- 25mm top made from grade E1 melamine faced high density particle board.

FRAME

- Durable release and flip mechanism for ease of storage when not in use.
- All castors are lockable.
- A linking mechanism is available.



METAL & WOOD FINISHES

QS: Quick Ship | **GROUP A:** Subject to a longer lead time.

QUICK SHIP

Metal Finishes



S Silver



C Chrome

Wood Finishes



BI Birch




MA Maple



WA Walnut



BE Beech



WH White



LO Light Oak

Wood finishes are heat, stain and scratch resistant when used for their intended purposes.

Please add the metal and wood suffix to your code when ordering eg: TTRE16SBI

GROUP A

The finishes listed left are also available on a longer lead time if required.

- Available
- Not Available

RECTANGULAR



W x D x H (mm)	Code	QS	Grp A	RRP
1200 x 800 x 720	TTRE12	●	●	£532.98
1400 x 800 x 720	TTRE14	●	●	£553.22
1600 x 800 x 720	TTRE16	●	●	£573.06
1800 x 800 x 720	TTRE18	●	●	£592.97

SEMI CIRCULAR



W x D x H (mm)	Code	QS	Grp A	RRP
1600 x 800 x 720	TTSC16	●	●	£573.06

TRAPEZOIDAL



W x W2 x D x D2 x H (mm)	Code	QS	Grp A	RRP
Trapezoidal 22.5°				
1412 x 800 x 740 x 800 x 720 *	TTTP14Z2	●	●	£573.06
Trapezoidal 30°				
1600 x 800 x 693 x 800 x 720 *	TTTP16Z3	●	●	£573.06

* Both the 22.5° and the 30° Trapezoidal fit to the 800mm table end.

LINKING MECHANISM



Description	Code	QS	Grp A	RRP
Links 2 Tilt Top tables (2 per pack)	TTFTLMECH	●	●	£52.94

FOLDING TABLES



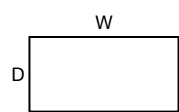
Stackable and robust, our folding tables are perfect where space and storage are at a premium, or where spaces need to transform quickly and efficiently to different purposes. Perfect for conference, educational and community spaces.



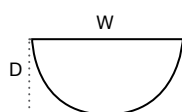
Trapezoidal tables in birch with chrome frames, shown with Brandon chairs.

FEATURES & DETAILS

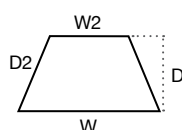
TABLE SHAPES



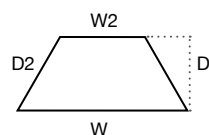
Rectangular



Semi-Circular



Trapezoidal 22.5°



Trapezoidal 30°



SPECIFICATION

- 25mm top made from grade E1 melamine faced high density particle board.

FRAME

- Legs neatly fold under the table to enable easy storage.
- Tables are stackable.
- Tubular steel frame with strong metal supports and curved base.
- Height adjustable feet to reach 725mm.
- Legs supplied with angled anti-slip feet.
- A linking mechanism is available.

LINKING MECHANISM



Linking mechanism closed



Linking mechanism open



METAL & WOOD FINISHES

QS: Quick Ship | **GROUP A:** Subject to a longer lead time.

QUICK SHIP

Metal Finishes



C Chrome

Wood Finishes



BI Birch




MA Maple



WA Walnut



BE Beech



WH White



LO Light Oak

Wood finishes are heat, stain and scratch resistant when used for their intended purposes.

Please add the metal and wood suffix to your code when ordering eg: FTRE16CBI

GROUP A

The finishes listed left are also available on a longer lead time if required.

- Available
- Not Available

RECTANGULAR



W x D x H (mm)	Code	QS	Grp A	RRP
1200 x 800 x 715	FTRE12C	●	●	£367.06
1400 x 800 x 715	FTRE14C	●	●	£387.32
1600 x 800 x 715	FTRE16C	●	●	£407.15
1800 x 800 x 715	FTRE18C	●	●	£427.06

SEMI CIRCULAR



W x D x H (mm)	Code	QS	Grp A	RRP
1600 x 800 x 715	FTSC16C	●	●	£407.15

TRAPEZOIDAL



W x W2 x D x D2 x H (mm)	Code	QS	Grp A	RRP
Trapezoidal 22.5°				
1412 x 800 x 740 x 800 x 715*	FTTP14Z2C	●	●	£407.15
Trapezoidal 30°				
1600 x 800 x 693 x 800 x 715*	FTTP16Z3C	●	●	£407.15

* Both the 22.5° and the 30° Trapezoidal fit to the 800mm table end.

LINKING MECHANISM



Description	Code	QS	Grp A	RRP
Links 2 Folding Tables (2 per pack)	TTFTLMECH	●	●	£52.94

DURABLE TABLES

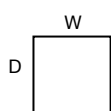
Simple, robust, and easy to maintain, our durable tables are built to endure the wear and tear of high energy environments.



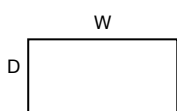
Rectangular tables in white with silver frames, shown with Brandon chairs.

FEATURES & DETAILS

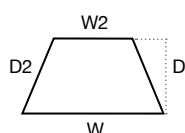
TABLE SHAPES



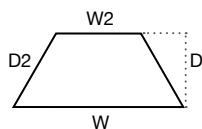
Square



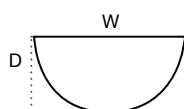
Rectangular



Trapezoidal 22.5°



Trapezoidal 30°



Semi-Circular

A strong metal underframe provides enhanced strength and stability.



SPECIFICATION

- 25mm top made from grade E1 melamine faced high density particle board.

FRAME

- 38mm round legs using 2mm welded steel for strength and stability, height adjustable feet.

METAL & WOOD FINISHES

QS: Quick Ship | **GROUP A:** Subject to a longer lead time.

QUICK SHIP

Not Available

GROUP A

Metal Finishes



S Silver



G Grey

Wood Finishes



BI Birch




MA Maple



WA Walnut



BE Beech



WH White



LO Light Oak

Wood finishes are heat, stain and scratch resistant when used for their intended purposes.

Please add the metal and wood suffix to your code when ordering eg: DTSQ66**SBE**

- Available
- Not Available

SQUARE



W x D x H (mm)	Code	QS	Grp A	RRP
660 x 660 x 725	DTSQ66	○	●	£237.03

RECTANGULAR



W x D x H (mm)	Code	QS	Grp A	RRP
1200 x 800 x 725	DTRE12	○	●	£271.23
1400 x 800 x 725	DTRE14	○	●	£303.18
1600 x 800 x 725	DTRE16	○	●	£318.62

SEMI CIRCULAR



W x D x H (mm)	Code	QS	Grp A	RRP
1600 x 800 x 725	DTSC16	○	●	£384.78

TRAPEZOIDAL



W x W2 x D x D2 x H (mm)	Code	QS	Grp A	RRP
Trapezoidal 22.5°				
1412 x 800 x 740 x 800 x 725	DTTP14Z2	○	●	£384.78
Trapezoidal 30°				
1600 x 800 x 693 x 800 x 725	DTTP16Z3	○	●	£384.78

ELECT

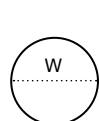
The clean lines of our Elect range offer a minimal style suited to any interior. Available in three heights, this adaptable range of round or square tables is perfect for both reception and breakout areas.



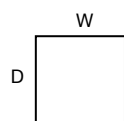
Above: Mixture of Elect meeting tables in beech shown with Ashby chairs and stools.

FEATURES & DETAILS

TABLE SHAPES



Circular



Square

SPECIFICATION

- 25mm top made from grade E1 melamine faced high density particle board.

FRAME

- High quality brushed steel square table base.



METAL & WOOD FINISHES

QS: Quick Ship | **GROUP A:** Subject to a longer lead time.

QUICK SHIP

Not Available

GROUP A

Metal Finishes



BS Brushed Steel

Wood Finishes



BI Birch




MA Maple



WA Walnut



BE Beech



WH White



LO Light Oak

Wood finishes are heat, stain and scratch resistant when used for their intended purposes.

Please add the metal and wood suffix to your code when ordering eg: ELCORN80CB**BSBI**

- Available
- Not Available

COFFEE TABLES



Round Table



Square Table

Table	W x H (mm)	Code	QS	Grp A	RRP
Round Table	600 x 450	ELCORN60CB	○	●	£390.00
Round Table	800 x 450	ELCORN80CB	○	●	£403.00
Square Table	600 x 450	ELCOSQ60CB	○	●	£359.00
Square Table	800 x 450	ELCOSQ80CB	○	●	£371.00

MEETING TABLES



Round Table



Square Table

Table	W x H (mm)	Code	QS	Grp A	RRP
Round Table	600 x 720	ELMTRN60CB	○	●	£390.00
Round Table	800 x 720	ELMTRN80CB	○	●	£403.00
Square Table	600 x 720	ELMTSQ60CB	○	●	£359.00
Square Table	800 x 720	ELMTSQ80CB	○	●	£371.00

POSEUR TABLES



Round Table



Square Table

Table	W x H (mm)	Code	QS	Grp A	RRP
Round Table	600 x 1100	ELPTRN60CB	○	●	£431.00
Square Table	600 x 1100	ELPTSQ60CB	○	●	£399.00

ROUND TABLES



Our wide range of bases and colour tops offer variety to suit any interior. From furnishing meeting rooms and breakout areas, to simply creating more surfaces in working areas and public spaces, the addition of a few tables can reshape the workspace.



Round meeting tables in white with silver column base.
Shown with Lingwood chairs (Leg style M).



Left: Round meeting table in white
with silver round legs. Shown
with Brandon chairs.



FEATURES & DETAILS

SPECIFICATION

- 25mm top made from grade E1 melamine faced high density particle board.

FRAME OPTIONS

- A variety of steel frame options are available including column base, round legs or square legs.

METAL & WOOD FINISHES

QS: Quick Ship | **GROUP A:** Subject to a longer lead time.

QUICK SHIP

Metal Finishes

Column Base



S Silver

Square Legs



G Grey



B Brown

Round Legs



S Silver



G Grey



I Iron Grey

Wood Finishes



BI Birch




MA Maple



WA Walnut



BE Beech



WH White




LO Light Oak

Wood finishes are heat, stain and scratch resistant when used for their intended purposes.

GROUP A

Metal Finishes

Column Base



W White

Wood Finishes

See Wood Finishes Left.

The finishes listed left are also available on a longer lead time if required.

Please add the metal and wood suffix to your code when ordering eg: TBRN10CBSBI

ROUND TABLES

- Available
- Not Available



Column Base



Round Legs



Square Legs

W x H (mm)	Code	QS	Grp A	RRP
Column Base				
1000 x 725, Base Diameter 600mm, 25mm Top	TBRN10CB	●	●	£507.20
1200 x 725, Base Diameter 600mm, 25mm Top	TBRN12CB	●	●	£560.40
Round Legs				
1000 x 725, 25mm Top	TBRN10RL	●	○	£478.53
1200 x 725, 25mm Top	TBRN12RL	●	○	£531.72
Square Legs				
1200 x 720, 18mm Top	TBMT12SQ	●	○	£272.74

CHAIRS & STOOLS

Browse our range of contemporary chairs and stools from page **152**.



Ashby Chairs



Lingwood Chairs



Wroxham Armchairs

BASIC TABLES



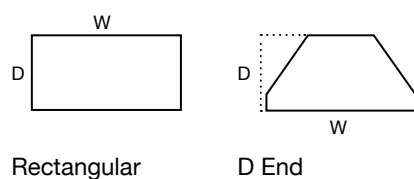
A selection of rectangular and D-end tables with a range of base options.



Rectangular meeting tables in beech with silver round legs.
Shown with Brandon meeting chairs.

FEATURES & DETAILS

TABLE SHAPES



SPECIFICATION

- 25mm or 18mm top made from grade E1 melamine faced high density particle board.

FRAME OPTIONS

- A variety of frame options are available including round legs, square legs and cantilever I frame.





METAL & WOOD FINISHES

QS: Quick Ship | **GROUP A:** Subject to a longer lead time.

QUICK SHIP

Square Legs



G Grey /
BE Beech



G Grey /
MA Maple



G Grey /
LO Light Oak



B Brown /
LO Light Oak

I-Frame



S Silver /
BE Beech



S Silver /
LO Light Oak



G Grey /
BE Beech



G Grey /
LO Light Oak



B Brown /
LO Light Oak

Round Legs



S Silver /
BE Beech



S Silver /
MA Maple



S Silver /
LO Light Oak



G Grey /
BE Beech



G Grey /
MA Maple



G Grey /
LO Light Oak



I Iron Grey /
BE Beech



I Iron Grey /
MA Maple



I Iron Grey /
LO Light Oak

Maple not
available for
D End.

Wood finishes are heat, stain and scratch resistant when used for their intended purposes.

Please add the metal and wood suffix to your code when ordering eg: TBOT12SQGBE

GROUP A The finishes listed above are also available on a longer lead time if required.

- Available
- Not Available

RECTANGULAR TABLE



Square Legs



I Frame



Round Legs

W x D x H (mm)	Code	QS	Grp A	RRP
Square Legs				
1200 x 615 x 720, 18mm Top	TBOT12SQ	●	●	£153.11
1500 x 745 x 720, 18mm Top	TBOT15SQ	●	●	£203.23
1800 x 745 x 720, 18mm Top	TBOT18SQ	●	●	£262.26
I Frame				
1200 x 800 x 720, 18mm Top	TBOT12C	●	●	£280.29
1600 x 800 x 720, 18mm Top	TBOT16C	●	●	£367.23
Round Legs				
1200 x 800 x 725, 25mm Top	TBCT12RL	●	●	£327.15
1600 x 800 x 725, 25mm Top	TBCT16RL	●	●	£361.14
1800 x 800 x 725, 25mm Top	TBCT18RL	●	●	£375.84

D-END TABLE



Round Legs

W x D x H (mm)	Code	QS	Grp A	RRP
Round Legs				
1200 x 600 x 725, 25mm Top	TBDE12RL	●	●	£296.97
1600 x 800 x 725, 25mm Top	TBDE16RL	●	●	£313.52

Maple not available for D End.



STUDENT BED

Custom designed student bed with under bed storage.

MADE TO MEASURE

One of our greatest strengths is the ability to design, manufacture and deliver bespoke furniture.

With its own production unit and team, our bespoke service offers tailor-made solutions that will transform your specifications into reality.



STORAGE AND BENCH UNIT



RECEPTION DESK

A stylish Atmosphere reception desk will help to create a great first impression.

DESIGN | MADE | DELIVERED

“Use our bespoke department as an extension of your own business to provide your clients with high quality tailored solutions”



MEDIA WALL

We are often asked to incorporate audio visual solutions in our furniture designs.



MOBILE CLASSROOM CUPBOARD

This compact, mobile storage unit is ideal for training and classrooms and has already proven to be a popular product for schools.

SIGNATURE



Featuring a distinctive panel base and matching feet, which come in either silver or white, the Signature storage range offers contemporary style in a comprehensive range of formats and finishes.

COMPREHENSIVE SOLUTION

- Unified range of 5 storage formats.
- 2 widths available 800 and 1000 wide.
- 500mm deep tall storage units.
- 600mm deep desk high units.
- Distinctive base and feet in silver or white.
- Optional espagnolette locks on cupboards for added security.

Below: Signature side filers shown on the end of the Libra bench desk in white with a white base.





FEATURES & DETAILS

SPECIFICATION

- Manufactured from grade E1 melamine-faced high density particleboard.
- Silver bar handles as standard (other handle options available).
- Polypropylene feet.
- The feet at the front of each unit have a height levelling mechanism built-in.
- Locking as standard.
- Shelves available to purchase separately (shelves provided with bookcases).
- We recommend units of 1800mm and above are fixed to a wall.

UNITS:

- Signature storage is available with either a white or silver base and feet. The units have a choice of wood finishes.

SHELVES, SLIDING & LATERAL FILING FRAMES:

- Shelving matches the colour finish of the base with the exception of bookcases where the colour of the shelving matches the unit.
- Sliding & lateral filing frames are also available in silver and white.

DELIVERY

All storage is shipped flat packed, with the exception of desk high cupboards, desk high tambours, side filers and all filing cabinets, which are shipped assembled.

METAL & WOOD FINISHES

QS: Quick Ship | **GROUP A:** Subject to a longer lead time.

QUICK SHIP


Base & Feet



W White

S Silver

Wood Finishes



BE Beech

WH White

LO Light Oak

GROUP A

Base & Feet



W White

S Silver

Wood Finishes



BE Beech

LO Light Oak

MA Maple

BI Birch

WH White

WA Walnut

Wood finishes are heat, stain and scratch resistant when used for their intended purposes.

STORAGE UNITS

Please add the base and feet option and then the wood suffix to your code when ordering eg: SRCU7410**WBI**

FOR SHELVES, SLIDING & LATERAL FRAMES

Select the code for the product you require and simply add: **S** for Silver or **W** for White



SIGNATURE

CUPBOARDS



2000mm High Shown



- Available
- Not Available

CUPBOARDS WITH STANDARD LOCK

W x D x H (mm)	Code	QS	Grp A	RRP
800 Wide				
800 x 600 x 725	SRCU7280	○	●	£333.00
800 x 600 x 740	SRCU7480	○	●	£333.00
800 x 500 x 1000	SRCU1080	○	●	£401.00
800 x 500 x 1200	SRCU1280	○	●	£415.00
800 x 500 x 1600	SRCU1680	○	●	£516.00
800 x 500 x 1800	SRCU1880	○	●	£566.00
800 x 500 x 2000	SRCU2080	○	●	£615.00
1000 Wide				
1000 x 600 x 725	SRCU7210	○	●	£389.00
1000 x 600 x 740	SRCU7410	●	●	£389.00
1000 x 500 x 1000	SRCU1010	●	●	£468.00
1000 x 500 x 1200	SRCU1210	○	●	£484.00
1000 x 500 x 1600	SRCU1610	●	●	£603.00
1000 x 500 x 1800	SRCU1810	●	●	£660.00
1000 x 500 x 2000	SRCU2010	○	●	£718.00

Storage internals and accessories available on page 122.

CUPBOARDS WITH ESPAGNOLETTE LOCK

Espagnolette lock, a double secure system top and bottom of the door. Soft close hinge is also included, which will catch the door just before it closes to bring it to a soft, quiet stop.


W x D x H (mm)	Code	QS	Grp A	RRP
800 Wide				
800 x 600 x 725	SRCU7280E	○	●	£358.00
800 x 600 x 740	SRCU7480E	○	●	£358.00
800 x 500 x 1000	SRCU1080E	○	●	£427.00
800 x 500 x 1200	SRCU1280E	○	●	£442.00
800 x 500 x 1600	SRCU1680E	○	●	£544.00
800 x 500 x 1800	SRCU1880E	○	●	£595.00
800 x 500 x 2000	SRCU2080E	○	●	£645.00
1000 Wide				
1000 x 600 x 725	SRCU7210E	○	●	£414.00
1000 x 600 x 740	SRCU7410E	○	●	£414.00
1000 x 500 x 1000	SRCU1010E	○	●	£495.00
1000 x 500 x 1200	SRCU1210E	○	●	£511.00
1000 x 500 x 1600	SRCU1610E	○	●	£631.00
1000 x 500 x 1800	SRCU1810E	○	●	£690.00
1000 x 500 x 2000	SRCU2010E	○	●	£748.00

QUICK SHIP: Base & Feet



W White S Silver

Wood Finishes



BE Beech WH White LO Light Oak

GROUP A: Base & Feet



W White S Silver

Wood Finishes



BI Birch MA Maple WA Walnut BE Beech WH White LO Light Oak

QS: Quick Ship | GROUP A: Subject to a longer lead time.

SIGNATURE

TAMBOUR CUPBOARDS



- Available
- Not Available



2000mm High Shown

W x D x H (mm)	Code	QS	Grp A	RRP
800 Wide				
800 x 600 x 725	SRTA7280	○	●	£450.00
800 x 600 x 740	SRTA7480	○	●	£450.00
800 x 500 x 1000	SRTA1080	○	●	£540.00
800 x 500 x 1200	SRTA1280	○	●	£621.00
800 x 500 x 1600	SRTA1680	○	●	£726.00
800 x 500 x 1800	SRTA1880	○	●	£786.00
800 x 500 x 2000	SRTA2080	○	●	£847.00
1000 Wide				
1000 x 600 x 725	SRTA7210	○	●	£539.00
1000 x 600 x 740	SRTA7410	●	●	£539.00
1000 x 500 x 1000	SRTA1010	●	●	£612.00
1000 x 500 x 1200	SRTA1210	○	●	£685.00
1000 x 500 x 1600	SRTA1610	●	●	£778.00
1000 x 500 x 1800	SRTA1810	●	●	£844.00
1000 x 500 x 2000	SRTA2010	○	●	£909.00

Tambour doors come in a choice of silver or white.
Storage internals and accessories available on page 122.



2000mm High Shown

Bookcase	W x D x H (mm)	Code	QS	Grp A	RRP
800 Wide					
Desk High 1 Shelf	800 x 340 x 725	SRBC7280S1	○	●	£218.00
Desk High 1 Shelf	800 x 340 x 740	SRBC7480S1	○	●	£218.00
1 Shelf	800 x 340 x 1000	SRBC1080S1	○	●	£257.00
2 Shelves	800 x 340 x 1200	SRBC1280S2	○	●	£310.00
3 Shelves	800 x 340 x 1600	SRBC1680S3	○	●	£392.00
4 Shelves	800 x 340 x 1800	SRBC1880S4	○	●	£443.00
4 Shelves	800 x 340 x 2000	SRBC2080S4	○	●	£476.00
1000 Wide					
Desk High 1 Shelf	1000 x 340 x 725	SRBC7210S1	○	●	£255.00
Desk High 1 Shelf	1000 x 340 x 740	SRBC7410S1	●	●	£255.00
1 Shelf	1000 x 340 x 1000	SRBC1010S1	●	●	£301.00
2 Shelves	1000 x 340 x 1200	SRBC1210S2	○	●	£360.00
3 Shelves	1000 x 340 x 1600	SRBC1610S3	●	●	£456.00
4 Shelves	1000 x 340 x 1800	SRBC1810S4	●	●	£514.00
4 Shelves	1000 x 340 x 2000	SRBC2010S4	○	●	£552.00

QS: Quick Ship | GROUP A: Subject to a longer lead time.

SIGNATURE



- Available
- Not Available

CREDENZA



740mm High Shown

W x D x H (mm)	Code	QS	Grp A	RRP
800 Wide				
800 x 600 x 725	SRCZ7280	○	●	£427.00
800 x 600 x 740	SRCZ7480	○	●	£427.00
800 x 500 x 1000	SRCZ1080	○	●	£496.00
800 x 500 x 1200	SRCZ1280	○	●	£551.00
1000 Wide				
1000 x 600 x 725	SRCZ7210	○	●	£483.00
1000 x 600 x 740	SRCZ7410	●	●	£483.00
1000 x 500 x 1000	SRCZ1010	●	●	£563.00
1000 x 500 x 1200	SRCZ1210	○	●	£627.00

The running track mechanism is hidden by the overhang of the top panel, with a concealed guide at the bottom.

Storage internals and accessories available on page **122**.

FILING CABINET



1400mm High Shown

Filing Cabinet	W x D x H (mm)	Code	QS	Grp A	RRP
2 Drawer	480 x 600 x 725	SRFC72D2	●	●	£458.00
2 Drawer	480 x 600 x 740	SRFC74D2	●	●	£458.00
3 Drawer	480 x 600 x 1070	SRFC10D3	●	●	£540.00
4 Drawer	480 x 600 x 1400	SRFC14D4	●	●	£613.00

All filing cabinets are supplied fully assembled.

SIDE FILER



725mm High Shown

W x D x H (mm)	Code	QS	Grp A	RRP
800 x 600 x 725	SRSF72D2	○	●	£744.00
800 x 600 x 740	SRSF74D2	●	●	£744.00

Storage accessories available on page **122**.

Both drawers feature sliding filing frames as standard.

QS: Quick Ship | **GROUP A:** Subject to a longer lead time.



Signature high cupboard and desk high credenza in white with white base.

SIGNATURE




STORAGE INTERNALS / ACCESSORIES

Shelves, Sliding and Lateral Frames are available in silver or white to complement the stylish panel base and feet.

- Available
- Not Available



Single Shelf



Sliding Filing Frame



Lateral Filing Frame

Cupboards & Credenza	800mm	1000mm	QS	Grp A	RRP
Single Shelf for Desk High Cupboards & Credenza	SRCU806SH1	SRCU106SH1	●	●	£46.00
Single Shelf for Cupboards & Credenza	SRCU805SH1	SRCU105SH1	●	●	£46.00
Sliding Filing Frame for Cupboards	SRCU80SFF	SRCU10SFF	●	●	£162.00
Lateral Filing Frame for Cupboards	SRCU80LFF	SRCU10LFF	●	●	£111.00

Tambours	800mm	1000mm	QS	Grp A	RRP
Single Shelf for Desk High Tambours	SRTA806SH1	SRTA106SH1	●	●	£46.00
Single Shelf for Tambours	SRTA805SH1	SRTA105SH1	●	●	£46.00
Sliding Filing Frame for Tambours	SRTA80SFF	SRTA10SFF	●	●	£162.00
Lateral Filing Frame for Tambours	SRTA80LFF	SRTA10LFF	●	●	£111.00

Shelves, Sliding and Lateral Frames are available in silver or white to complement the stylish panel base and feet. Simply add the colour suffix to your code when ordering: **S** Silver **W** White

HANDLES

We also offer a range of handles to customise the range further



Bow Handles



Mosaic Handles



Matrix Handles



Oval Handles



Bar Handles (as Standard)

- Available
- Not Available

Handles	Description	Colour	Code	QS	Grp A	RRP
Bow Handles	Pack of 10	Silver	ACBOWS	●	●	£181.86
Mosaic Handles	Pack of 10	Silver	ACMOSAICS	●	●	£181.86
Matrix Handles	Pack of 10	Silver	ACMATRIXS	●	●	£181.86
Oval Handles	Pack of 10	Silver	ACOVALS	●	●	£181.86

QS: Quick Ship | **GROUP A:** Subject to a longer lead time.



STORAGE SHELF SPACING

SIGNATURE 800MM WIDE

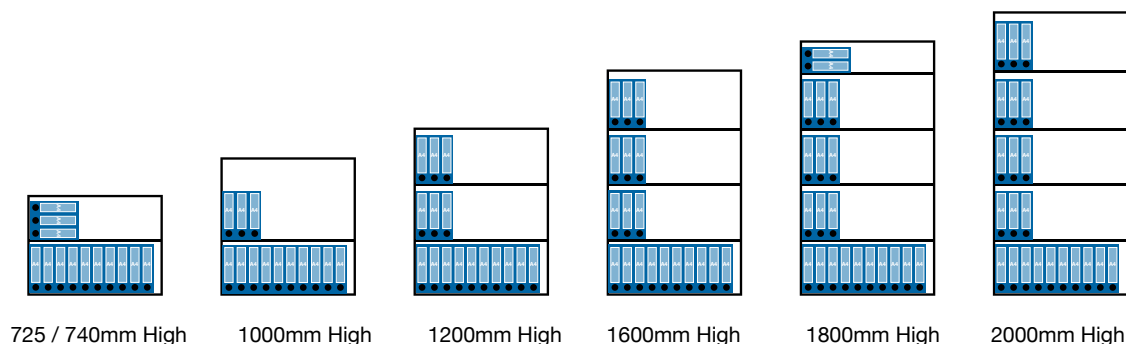
Illustrations shows 800mm wide, holding 10 box files per shelf.

Please note, for Tambour cupboards 800mm wide, unit holds 8 per shelf.

A4 BOX FILES



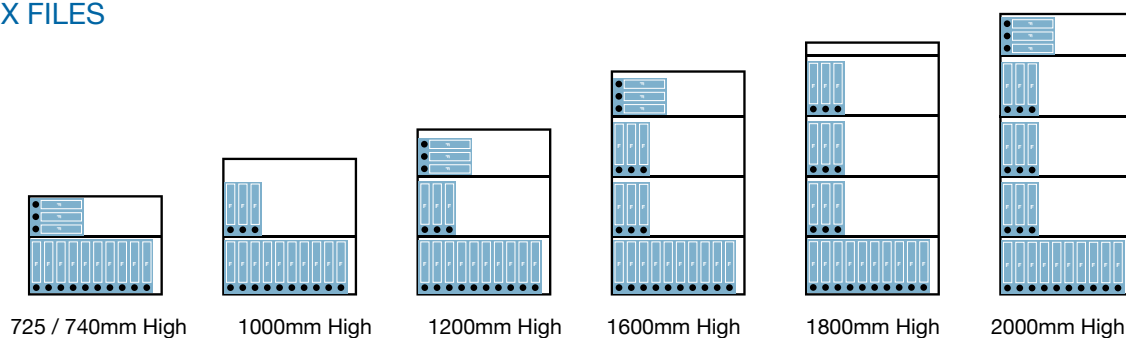
(340mm high)



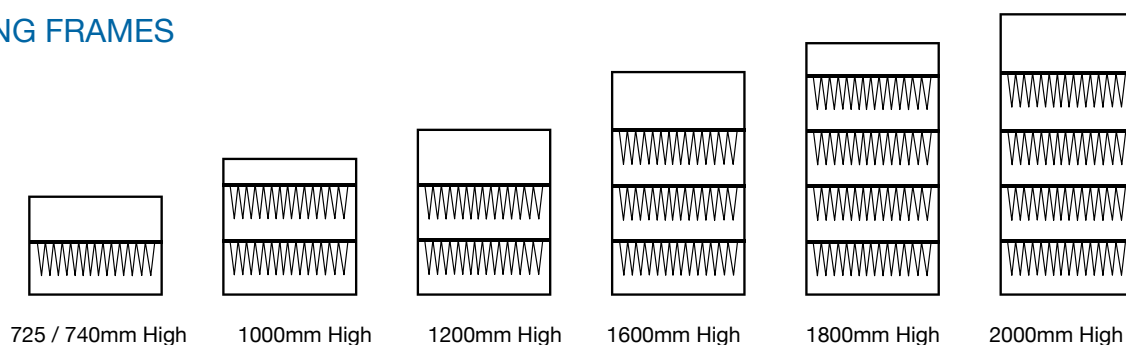
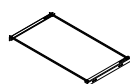
FOOLSCAP BOX FILES



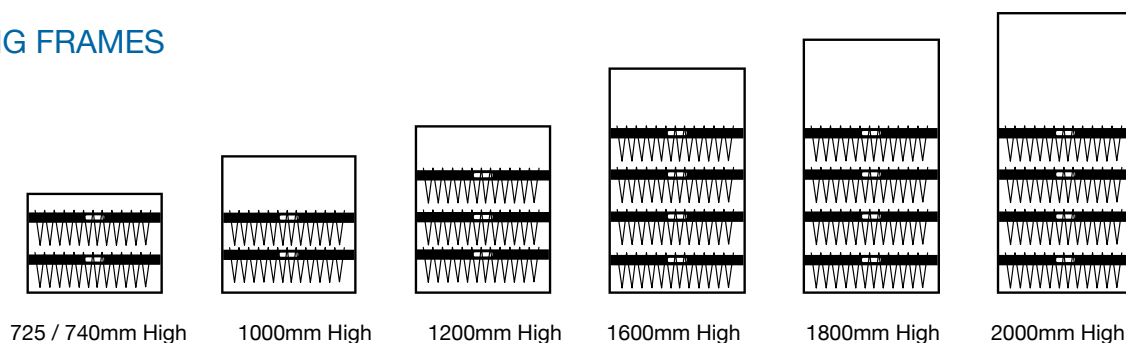
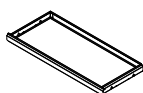
(370mm high)



LATERAL FILING FRAMES



SLIDING FILING FRAMES



Not all products include internal fitting as standard. Please refer to individual product codes.

Box files assumed to be 70mm wide. Box file sizes are estimate and different brands may vary.

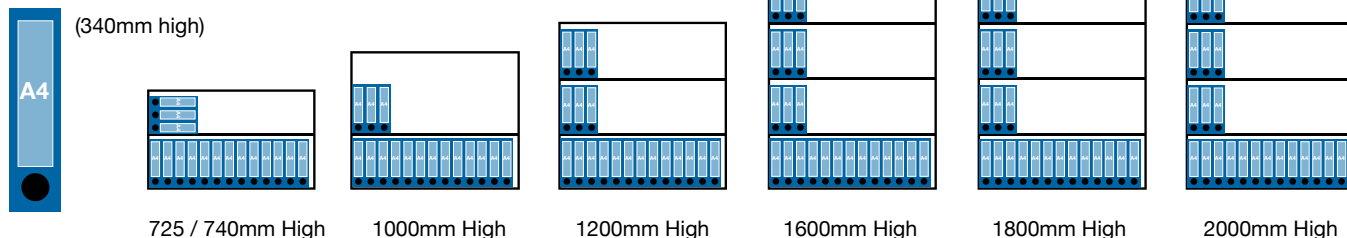
STORAGE SHELF SPACING

SIGNATURE 1000MM WIDE

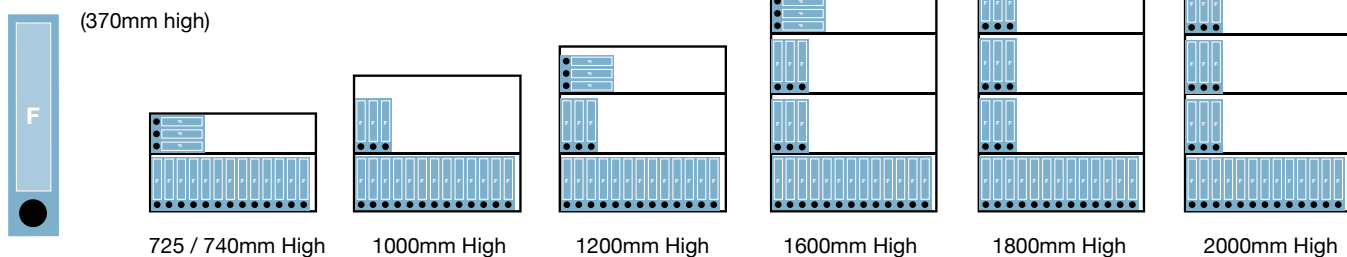
Illustrations shows 1000mm wide units hold 13 box files per shelf.

Please note, for Tambour cupboards 1000mm wide, unit holds 10 box files per shelf.

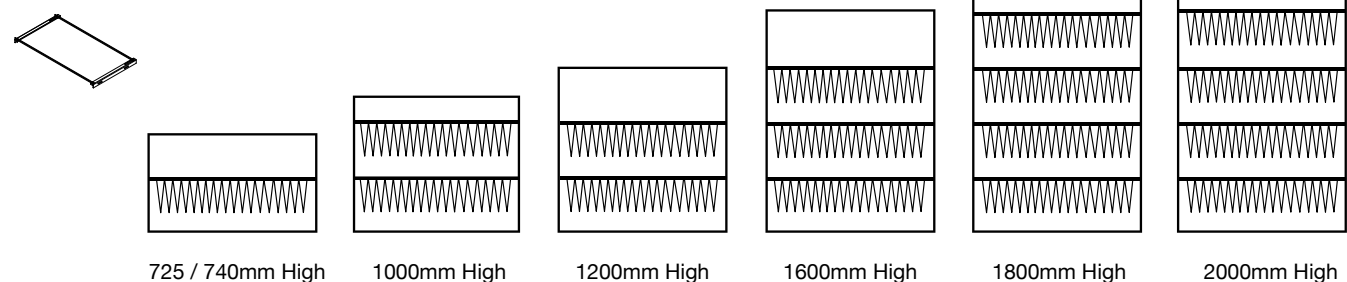
A4 BOX FILES



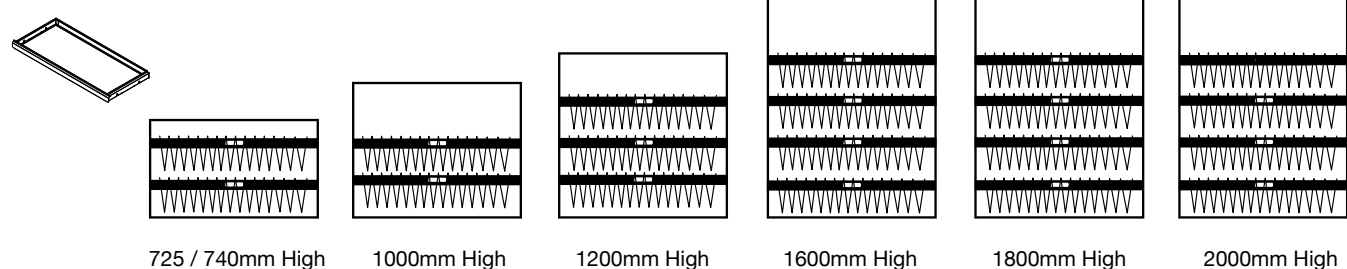
FOOLSCAP BOX FILES



LATERAL FILING FRAMES



SLIDING FILING FRAMES



Not all products include internal fitting as standard. Please refer to individual product codes.

Box files assumed to be 70mm wide. Box file sizes are estimate and different brands may vary.

LIBERTY LOCKERS

Store personal belongings securely with our range of wooden lockers in a variety of finishes to complement existing office interiors.

ROBUST AND SECURE

- 3 units heights in 3, 6 or 9 door configurations.
- Traditional key operated cam lock as standard (or an optional electronic keypad)

Triple column lockers, 1600mm high with custom colour combination, birch and white chequered pattern.

FEATURES & DETAILS

SPECIFICATION

- Manufactured from grade E1 melamine-faced high density particleboard.
- 25mm top and base.
- 18mm side and doors.
- Locking as standard supplied with 2 keys (or an optional electronic keypad available on request).
- Polypropylene feet.
- The feet at the front of each unit have a height levelling mechanism built-in.

DELIVERY

All Liberty lockers are shipped assembled.



LOCK OPTIONS

Key Lock (As standard)

Traditional lock supplied with two keys.



Electronic Keypad (Additional cost)

An electronic keypad with a personal digital code locking mechanism. Available in black, silver and white.

METAL & WOOD FINISHES

QS: Quick Ship | **GROUP A:** Subject to a longer lead time.

QUICK SHIP

Not Available

GROUP A

Wood Finishes



BI Birch




MA Maple



WA Walnut



BE Beech




WH White



LO Light Oak

Wood finishes are heat, stain and scratch resistant when used for their intended purposes.



Triple column lockers, 1600mm high in beech.

Please add the wood suffix to your code when ordering eg: LYLO80S2**MA**

LIBERTY LOCKERS

- Available
- Not Available

SINGLE COLUMN



W x D x H (mm)		Code	QS	Grp A	RRP
400 x 500 x 840	2 Door	LYLO40S2	○	●	£322.00
400 x 500 x 1220	3 Door	LYLO40S3	○	●	£381.00
400 x 500 x 1600	4 Door	LYLO40S4	○	●	£432.00

DOUBLE COLUMN



W x D x H (mm)		Code	QS	Grp A	RRP
800 x 500 x 840	4 Door	LYLO80D4	○	●	£482.00
800 x 500 x 1220	6 Door	LYLO80D6	○	●	£571.00
800 x 500 x 1600	8 Door	LYLO80D8	○	●	£740.00

TRIPLE COLUMN



W x D x H (mm)		Code	QS	Grp A	RRP
1200 x 500 x 840	6 Door	LYLO12T6	○	●	£659.00
1200 x 500 x 1220	9 Door	LYLO12T9	○	●	£824.00
1200 x 500 x 1600	12 Door	LYLO12T12	○	●	£1046.00

QUICKSHIP: Not Available

GROUP A: Wood Finishes



BI Birch **MA** Maple **WA** Walnut **BE** Beech **WH** White **LO** Light Oak

QS: Quick Ship | **GROUP A:** Subject to a longer lead time.



PIGEONHOLE UNITS

Pigeonhole units are still a very popular solution for storing and organising documents. We have selected a few options. Other configurations are available.



1285mm wide Pigeonhole unit in white.

FEATURES & DETAILS

SPECIFICATION

- Manufactured from grade E1 melamine-faced high density particleboard.
- 25mm top and base.
- 18mm sides, shelves and doors.
- Polypropylene feet.
- The feet at the front of each unit have a height levelling mechanism built-in.
- All Pigeonhole compartment sizes fit A4 files.

DELIVERY

All Pigeonhole units are shipped assembled.

Wood finishes are heat, stain and scratch resistant when used for their intended purposes.

METAL & WOOD FINISHES

QS: Quick Ship

GROUP A: Subject to a longer lead time.

QUICK SHIP

Not Available

GROUP A

Wood Finishes



BI Birch




MA Maple



WA Walnut



BE Beech



WH White



LO Light Oak

Please add the wood suffix to your code when ordering eg: PH20MA

PIGEONHOLE UNITS

- Available
- Not Available

W x D x H (mm)	Compartment Sizes (mm)	Code	QS	Grp A	RRP
538 x 500 x 2000	241.5 x 373.5 x 130mm	PH20	○	●	£749.63
800 x 500 x 2000	242.33 x 373.5 x 130mm	PH30	○	●	£903.43
1000 x 500 x 2000	227.25 x 373.5 x 130mm	PH40	○	●	£1002.23
1200 x 500 x 2000	221.8 x 373.5 x 130mm	PH50	○	●	£1116.74



1200 Wide



1000 Wide



800 Wide



538 Wide

Pigeonhole units can be custom made to your requirements with our bespoke service.

INFINITY



Infinity is a modular storage and display system which can be scaled and altered to meet your needs. With glass or solid doors, or open shelving, and a range of unit heights, the narrower depth of Infinity enables you to achieve maximum capacity even in areas where space is at a premium.

CREATE YOUR PERFECT DISPLAY

- 5 unit heights
- Frosted or clear glass, or solid doors
- Additional shelves available.



From left to right: 4 shelf unit (combination 6), 3 shelf unit (combination 5) 2 shelf unit (combination 1), 1 shelf unit (combination 1) all in beech.



FEATURES & DETAILS

UNIT SPECIFICATION (1 – 4 SHELVES)

- 25mm unit tops made from grade E1 melamine faced high density particle board.
- 18mm side and back panels.
- Units are suitable for box files.
- 25mm shelves.
- All units are supplied with the number of shelves illustrated.
- Fixed or removable shelves.
- Locking shelf fixings provide extra rigidity and prevent outward bowing of the base units.

NB: A fixed shelf is required for positioning below upper door and above lower doors where full length doors are not used.

You must have a fixed shelf for all cupboards where doors are not full length, otherwise the latch will not have anything to attach to.

DESK HIGH UNITS

- 18mm side and back panels.
- 18mm shelves to accommodate A4 folders.
- Adjustable feet are supplied.
- Units are not suitable for box files.

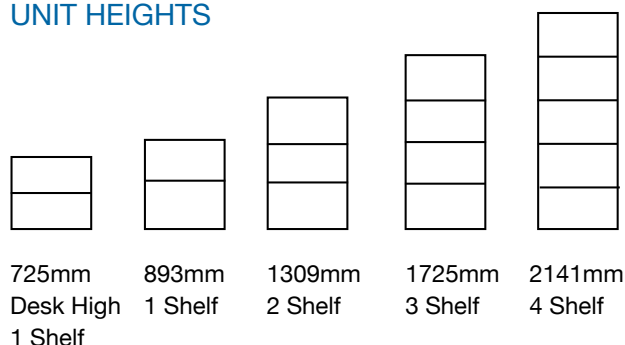
WOOD EFFECT DOORS

- 18mm doors made from grade E1 melamine faced high density particle board.
- Silver effect bow handles.
- Doors are lockable (excluding glass doors).
- Soft closing hinges are available.

GLASS DOORS

- Doors are made from toughened glass to comply with the safety standard BS6206A.
- Silver effect bow handles.
- Soft closing hinges are available.

UNIT HEIGHTS




METAL & WOOD FINISHES

QS: Quick Ship

GROUP A: Subject to a longer lead time.

QUICK SHIP

Wood Finishes




BI Birch

MA Maple

WA Walnut



BE Beech



WH White



LO Light Oak

GROUP A

The finishes listed left are also available on a longer lead time if required.

Wood finishes are heat, stain and scratch resistant when used for their intended purposes.



Infinity 4 shelf unit combination 7 and 1 shelf bookcase all in white.

Please add the wood suffix to your code when ordering eg: IFBU89S1BI

INDIVIDUAL ITEMS

Infinity has been designed as a versatile, modular storage range to enable you to find your perfect solution.

To create your own design combination, simply choose your base unit, followed by a selection of door options. Additional shelves and soft close hinges are also available.

CREATE YOUR OWN INFINITY UNIT



- Available
- Not Available

INDIVIDUAL ITEMS

BOOKCASES (BASE UNIT)



Bookcase	W x D x H (mm)	Code	QS	Grp A	RRP
Desk High, 1 Shelf	800 x 350 x 725	IFBU72DH	●	●	£259.83
1 Shelf	800 x 330 x 893	IFBU89S1	●	●	£254.83
2 Shelves	800 x 330 x 1309	IFBU13S2	●	●	£279.77
3 Shelves	800 x 330 x 1725	IFBU17S3	●	●	£319.80
4 Shelves	800 x 330 x 2141	IFBU21S4	●	●	£392.40

All units are supplied with the number of shelves illustrated. 4 shelf units must be secured to the wall.

WOOD EFFECT DOORS




Wood Effect Doors	W x H (mm) Per door	Code	QS	Grp A	RRP (Per Pair)
1 Shelf, Desk High Door	395 x 663	IFLD66DH	●	●	£134.89
1 Shelf, Upper Door	395 x 828	IFUD82S1	●	●	£134.89
1 Shelf, Lower Door	395 x 828	IFLD82S1	●	●	£134.89
2 Shelves, Upper Door	395 x 1244	IFUD12S2	●	●	£159.86
2 Shelves, Lower Door	395 x 1244	IFLD12S2	●	●	£159.86
3 Shelves, Lower Door	395 x 1660	IFLD16S3	●	●	£179.86
4 Shelves, Lower Door	395 x 2076	IFLD20S4	●	●	£199.86

QS: Quick Ship | **GROUP A:** Subject to a longer lead time.

INDIVIDUAL ITEMS



Clear Glass – 1 and 2 Shelves



Opaque Glass – 1 and 2 Shelves

- Available
- Not Available

GLASS DOORS

Glass Doors	W x H (mm) Per door	Code	QS	Grp A	RRP (Per Pair)
1 Shelf, Clear Glass	395 x 828	IFGD82S1CL	●	●	£224.83
1 Shelf, Opaque Glass	395 x 828	IFGD82S1OP	●	●	£274.91
2 Shelves, Clear Glass	395 x 1244	IFGD12S2CL	●	●	£274.91
2 Shelves, Opaque Glass	395 x 1244	IFGD12S2OP	●	●	£324.69

SHELVES

Shelves	W x H x D (mm)	Description	Code	QS	Grp A	RRP
1 Shelf	762 x 306 x 18	For desk high unit	IFDH18SH1	●	●	£47.94
1 Shelf	762 x 306 x 25	For all units (except Desk High)	IFAC25SH1	●	●	£58.00
Fixed Shelf	762 x 306 x 25	Required for positioning below upper door and above lower doors where full length doors are not used.	IFAC25FX	●	●	£58.00

You must have a fixed shelf for all cupboards where doors are not full length, otherwise the latch will not have anything to attach to.

SOFT CLOSE HINGES

Description	Code	QS	Grp A	RRP
Two Pair Pack	IFHINGE2	●	●	£72.49
Three Pair Pack	IFHINGE3	●	●	£97.43

HANDLES

We also offer a range of handles to customise the range even further.

Handles	Description	Colour	Code	QS	Grp A	RRP
Bow Handles	Pack of 10	Silver	ACBOWS	●	●	£181.86
Mosaic Handles	Pack of 10	Silver	ACMOSAICS	●	●	£181.86
Matrix Handles	Pack of 10	Silver	ACMATRIXS	●	●	£181.86
Oval Handles	Pack of 10	Silver	ACOVALS	●	●	£181.86

QS: Quick Ship | **GROUP A:** Subject to a longer lead time.

INFINITY



INFINITY COMBINATION UNITS

Infinity is available in a variety of ready-made combinations. A selection of these are displayed below.

- Available
- Not Available

DESK HIGH UNITS



Bookcase

Combination 1

Combination	W x D x H (mm)	Description	Code	QS	Grp A	RRP
Bookcase	800 x 350 x 725	1 shelf	IFBU72DH	●	●	£259.83
1	800 x 350 x 725	1 shelf desk high with full wooden doors	IFC172DH	●	●	£394.72

1 SHELF UNITS



Bookcase

Combination 1

Combination	W x D x H (mm)	Description	Code	QS	Grp A	RRP
Bookcase	800 x 330 x 893	1 shelf	IFBU89S1	●	●	£254.83
1	800 x 330 x 893	1 shelf with full wooden doors	IFC189S1	●	●	£389.72

2 SHELF UNITS



Bookcase

Combination 1

Combination 2

Combination	W x D x H (mm)	Description	Code	QS	Grp A	RRP
Bookcase	800 x 330 x 1309	2 shelves	IFBU13S2	●	●	£279.77
1	800 x 330 x 1309	2 shelves with 1 shelf lower wooden doors	IFC113S2	●	●	£472.66
2	800 x 330 x 1309	2 shelves full wooden doors	IFC213S2	●	●	£439.63

3 SHELF UNITS



Bookcase

Combination 1

Combination 2



Combination 3

Combination 4

Combination 5



Combination 6

Combination	W x D x H (mm)	Description	Code	QS	Grp A	RRP
Bookcase	800 x 330 x 1725	3 shelves	IFBU17S3	●	●	£319.80
1	800 x 330 x 1725	3 shelves with 1 shelf lower wooden doors	IFC117S3	●	●	£512.69
2	800 x 330 x 1725	3 shelves with 2 shelf lower wooden doors	IFC217S3	●	●	£537.66
3	800 x 330 x 1725	3 shelves with full wooden doors	IFC317S3	●	●	£499.66
4	800 x 330 x 1725	3 shelves with 1 shelf lower wooden doors and 2 shelf clear glass doors	IFC1117S3	●	●	£737.52
5	800 x 330 x 1725	3 shelves with 1 shelf lower wooden doors and 2 shelf upper opaque glass doors	IFC1217S3	●	●	£787.60
6	800 x 330 x 1725	3 shelves 1 shelf lower wooden doors and 2 shelf upper wooden doors	IFC1617S3	●	●	£647.58

- Available
- Not Available

QS: Quick Ship | **GROUP A:** Subject to a longer lead time.

- Available
- Not Available

4 SHELF UNITS

4 shelf units must be secured to the wall.



Bookcase



Combination 1



Combination 2



Combination 3



Combination 4



Combination 5



Combination 6



Combination 7



Combination 8



Combination 9



Combination 10



Combination 11



Combination 12



Combination 13

Combination	W x D x H (mm)	Description	Code	QS	Grp A	RRP
Bookcase	800 x 330 x 2141	4 shelves	IFBU21S4	●	●	£392.40
1	800 x 330 x 2141	4 shelves with 1 shelf lower wooden doors	IFC121S4	●	●	£585.29
2	800 x 330 x 2141	4 shelves with 2 shelves lower wooden doors	IFC221S4	●	●	£610.26
3	800 x 330 x 2141	4 shelves with 3 shelves lower wooden doors	IFC321S4	●	●	£630.26
4	800 x 330 x 2141	4 shelves with full wooden doors	IFC421S4	●	●	£592.26
5	800 x 330 x 2141	4 shelves with 1 shelf lower and 2 shelf upper wooden doors	IFC1321S4	●	●	£778.18
6	800 x 330 x 2141	4 shelves with 1 shelf lower wooden doors and 2 shelf upper clear glass doors	IFC1421S4	●	●	£868.12
7	800 x 330 x 2141	4 shelves with 1 shelf lower wooden doors and 3 shelf clear glass doors	IFC1521S4	●	●	£860.20
8	800 x 330 x 2141	4 shelves with 1 shelf lower wooden doors and 2 shelf upper opaque doors	IFC1621S4	●	●	£918.20
9	800 x 330 x 2141	4 shelves with 1 shelf lower wooden doors and 3 shelf upper opaque doors	IFC1721S4	●	●	£909.98
10	800 x 330 x 2141	4 shelves with 1 shelf lower wooden doors and 3 shelf upper wooden doors	IFC1921S4	●	●	£745.15
11	800 x 330 x 2141	4 shelves with 2 shelf lower wooden doors and 2 shelf upper clear glass doors	IFC2021S4	●	●	£835.09
12	800 x 330 x 2141	4 shelves with 2 shelf lower wooden doors and 2 shelf upper opaque glass doors	IFC2121S4	●	●	£885.17
13	800 x 330 x 2141	4 shelves with 2 shelf lower wooden doors and 2 shelf upper wooden doors	IFC2221S4	●	●	£745.15

- Available
- Not Available

QS: Quick Ship | GROUP A: Subject to a longer lead time.

TASK CHAIRS

We have a range of task chair options to suit your individual office requirements. All chairs are available in a variety of colours to complement your interior design.



ORDERING

Select the code for the product you require and simply add the optional extra suffix to your code, then add your fabric choice.

For example CHRAMBG2/A2D/AB/HR1
 Seat: Camira Xtreme YS160 Tonga
 Headrest: Camira Xtreme YS084 Tarot



5 Year Guarantee on all chairs, unless specified.
 2 Year Guarantee on moving parts, unless specified.
 Fabric Guarantee as per manufacturer instructions.

ERGONOMIC SEATING

The correct office chair is one of the most important pieces of equipment in many workplaces. Ergonomic chair features provide the very best in posture support and are widely recommended by health care professionals.

50 million

working days are lost in the UK each year.

£5 billion per year

The estimated cost of sickness absence in the UK economy.

75% of the working population in the UK

spend more than 6 hours per day in a chair.

The second largest cause of office absence in Europe

is lower back pain.

The largest cause of disability for workers under the age of 45

is lower back pain.

40% of the UK population

are affected by back pain.

Estimates show that for each person off sick with back pain,
13 others will suffer in silence

"All the above information points towards the necessity for seating that offers adequate, variable and flexible support which can be adjusted sufficiently to suit the majority of the workforce."

Gilly Fairhurst

*Bsc (hons) Physiotherapy, HCPC registered,
Member of ACPOHE, Level 1 DSE training.*



CHAIR MATS

Chairs mats protect carpets and hard floors from damage caused by chairs and provide easy glide movement reducing leg fatigue.

See page 196

DRAYTON

DRAYTON CHAIR (WITH HEADREST & SEAT SLIDE)



DRAYTON CHAIR (WITH HEADREST)

Features

- Height adjustable headrest
- Seat slide
- High black mesh back with adjustable lumbar
- Three-position lock synchro mechanism
- Height, depth and width adjustable arms
- CMHR moulded foam seat with black fabric
- Gas lift height adjustment

Code

CHDRHBK

RRP

£492.00

Our new Drayton mesh back task chair benefits from a range of features including adjustable arms and lumbar support.


Drayton Chair, (With Headrest and Seat Slide)



Adjustable
Headrest



Seat Slide



3 Way
Adjustable Arms




Adjustable
Lumbar



Three-Position
Lock Synchro
Mechanism

The Drayton task chair is available in black with a CMHR moulded foam seat.
1 Year Guarantee.

DIMENSIONS



DRAYTON CHAIR (WITHOUT HEADREST & SEAT SLIDE)



DRAYTON CHAIR (WITHOUT HEADREST)

Features

- High black mesh back with adjustable lumbar
- Three-position lock synchro mechanism
- Height and depth adjustable arms
- CMHR moulded foam seat with black fabric
- Gas lift height adjustment

Code

CHDRNBK

RRP


£435.00

The Drayton task chair provides flexibility and comfort designed to suit various types of seating requirements.

Drayton Chair, (Without Headrest and Seat Slide)



2 Way
Adjustable Arms



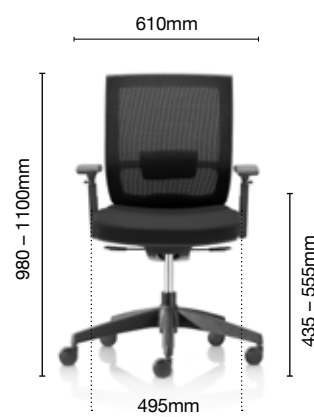
Adjustable
Lumbar



Three-Position
Lock Synchro
Mechanism

The Drayton task chair is available in black with a CMHR moulded foam seat.
1 Year Guarantee.

DIMENSIONS



PASTON & LENWADE



Suited to large commercial installations or the general office environment. For projects where economy is a primary consideration, our Paston and Lenwade chairs ensure that good value does not compromise on excellent quality.

QS: Quick Ship | **GROUP A:** Subject to a longer lead time.



Good quality task seating will contribute to general employee well-being, which in turn will reduce absence and increase productivity. Both ranges carry a 5 year quality guarantee.

The Paston chair offers the additional comfort and support of a contoured seat and back pad.

STANDARD FEATURES

- 2 lever mechanism
- Seat height and back angle adjustment
- Fully recyclable seat and back foam
- 635mm black base
- 50mm black castors
- Without arms, fixed or height adjustable arms.
- Max weight 150kg
- 5 year guarantee.



W = Width, **D** = Depth,
H = Height, **SH** = Seat Height

PASTON



Contoured seat and back for added comfort and support.

PASTON

Arm Options	Code	QS	Grp A	RRP
Standard Arms	CHPAS	●	●	£201.00
Adjustable Arms	CHPAA	●	●	£231.00
No Arms	CHPAN	●	●	£181.00

QS: Quick Ship | **GROUP A:** Subject to a longer lead time.

LENWADE



- Available
- Not Available



LENWADE

Arm Options	Code	QS	Grp A	RRP
Standard Arms	CHLES	●	●	£190.00
Adjustable Arms	CHLEA	●	●	£220.00
No Arms	CHLEN	●	●	£170.00

FABRICS

Paston and Lenwade chairs are available in a choice of 4 standard fabric colours to complement our Standard Screens.

Standard fabrics



BK Black



BL Blue



RB Ruby



GY Grey



Please add the colour suffix to your code when ordering eg: CHPASBK



Other fabric choices available on standard lead time.

For colour fabric groups refer to page 198 and for fabric swatches see page 204.

SCREENS

Fully upholstered screens in a choice of fabrics with a PVC trim. Screens can be fitted in the centre of a cluster of desks.

Standard fabrics



BK Black



BL Blue



RB Ruby



GY Grey



- Available
- Not Available



W x H (mm)	Description	Rectangular	QS	Grp A	RRP
800 x 380	Fits to 800mm wide desk or desk return	SCBS80R	●	●	£126.49
1000 x 380	Fits to 1000mm wide desk or desk return	SCBS10R	●	●	£129.79
1200 x 380	Fits to 1200mm wide desk or desk return	SCBS12R	●	●	£133.08
1400 x 380	Fits to 1400mm wide desk	SCBS14R	●	●	£137.48
1600 x 380	Fits to 1600mm wide desk	SCBS16R	●	●	£140.78
1800 x 380	Fits to 1800mm wide desk	SCBS18R	●	●	£144.08

RANWORTH

An executive high back task chair which promotes good posture and comfort.
Available in upholstered and mesh back options.



Choose from a range of fabrics.

For colour fabric groups refer to page **198**
and for fabric swatches see page **204**.

- 5 year guarantee.





RANWORTH CHAIR, UPHOLSTERED BACK

Standard Features

- Self adjusting, lockable synchro mechanism
- Moulded cold cure front seat
- High moulded outer back
- Push button back height adjustment
- Seat slide
- Gas lift height adjustment
- Max weight 150kg

Fabric Group	Code	RRP
Fabric Group 1	CHRAUBG1	£537.00
Fabric Group 2	CHRAUBG2	£549.94
Fabric Group 3	CHRAUBG3	£563.56
Fabric Group 4	CHRAUBG4	£590.79

Prices include standard features only, see optional extras.



RANWORTH CHAIR, MESH BACK

Standard Features

- Self adjusting, lockable synchro mechanism
- Moulded cold cure front seat
- High mesh back
- Lever back height adjustment
- Seat slide
- Gas lift height adjustment
- Adjustable lumbar panel
- Max weight 150kg

Fabric Group	Code	RRP
Fabric Group 1	CHRAMBG1	£644.21
Fabric Group 2	CHRAMBG2	£658.88
Fabric Group 3	CHRAMBG3	£671.45
Fabric Group 4	CHRAMBG4	£698.68

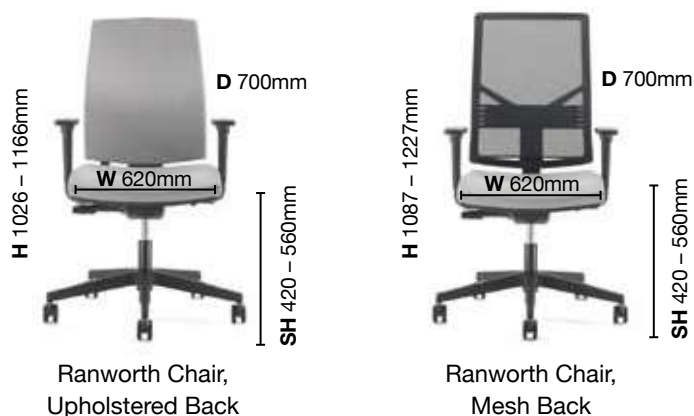


For colour fabric groups
refer to page **198**.

OPTIONAL EXTRAS

Optional Extras	Code	RRP
Brake Unloaded Castors	BULC	£22.00
Brake Loaded Castors	BLC	£22.00
Soft Wheeled Castors	SWC	£22.00
Height Adjustable Arms	AA01 AA08	£72.28
Height & Depth Adjustable Arms	2D ARMS	£72.28
Fixed Arms	AF01	£24.66
Chrome pyramid base	CPB	£72.28
Adjustable Headrest	HR	£116.27
Coat Hanger	CH	£47.00
Inflatable Lumbar (Upholstered back only)	IL	£55.52

DIMENSIONS



W = Width, **D** = Depth, **H** = Height, **SH** = Seat Height

MOULTON

Comfortable and stylish seating to suit any office.
Available in upholstered and mesh back options.



Choose from a range of fabrics.

For colour fabric groups refer to page **198**
and for fabric swatches see page **204**.





MOULTON CHAIR, UPHOLSTERED BACK

Standard Features

- High moulded outer back rest
- Body weight responsive mechanism
- Ratchet back height adjustment
- Flex front seat
- Gas lift height adjustment
- Max weight 114kg

Fabric Group	Code	RRP
Fabric Group 1	CHMOUBG1	£411.67
Fabric Group 2	CHMOUBG2	£425.29
Fabric Group 3	CHMOUBG3	£437.86
Fabric Group 4	CHMOUBG4	£465.09

Prices include standard features only, see optional extras.

OPTIONAL EXTRAS

Optional Extras	Code	RRP
Brake Unloaded Castors	BUC	£22.00
Brake Loaded Castors	BLC	£22.00
Soft Wheeled Castors	SWC	£22.00
Height Adjustable Arms	ADJ1	£72.28
Height & Depth Adjustable Arms (Soft Touch Pad)	ADJ3	£98.47
Seat Slide	SL	£45.04
Polished Base	AB	£72.28
Air Flo Soft Seat Cell	ASC	£72.28
Performance / Memory Foam	PF	£27.24
Inflatable Lumbar (Upholstered back only)	IL	£55.52



MOULTON CHAIR, MESH BACK

Standard Features

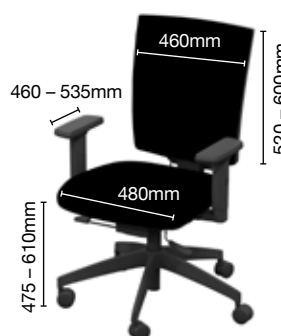
- Mesh back rest
- Body weight responsive mechanism
- Fixed back height
- Flex front seat
- Gas lift height adjustment
- Adjustable padded lumbar panel
- Max weight 114kg

Fabric Group	Code	RRP
Fabric Group 1	CHMOMBG1	£493.37
Fabric Group 2	CHMOMBG2	£508.04
Fabric Group 3	CHMOMBG3	£520.61
Fabric Group 4	CHMOMBG4	£547.84

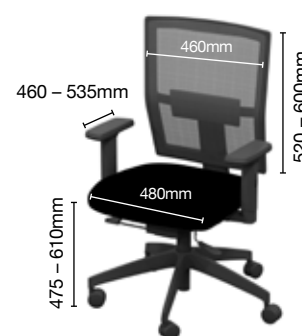


For colour fabric groups refer to page 198.

DIMENSIONS



Moulton Chair,
Upholstered Back



Moulton Chair,
Mesh Back

SALHOUSE

Fully functional seating that doesn't compromise on design.
Available in upholstered and mesh back options.



Choose from a range of fabrics.

For colour fabric groups refer to page **198**
and for fabric swatches see page **204**.





SALHOUSE CHAIR, UPHOLSTERED BACK

Standard Features

- High moulded outer back rest
- Seat and back angle mechanism
- Ratchet back height adjustment
- Large waterfall seat
- Gas lift height adjustment
- Max weight 114kg

Fabric Group	Code	RRP
Fabric Group 1	CHSAUBG1	£339.39
Fabric Group 2	CHSAUBG2	£366.63
Fabric Group 3	CHSAUBG3	£385.48
Fabric Group 4	CHSAUBG4	£392.81

Prices include standard features only, see optional extras.

OPTIONAL EXTRAS

Optional Extras	Code	RRP
Brake Unloaded Castors	BUC	£22.00
Brake Loaded Castors	BLC	£22.00
Soft Wheeled Castors	SWC	£22.00
Height Adjustable Arms	ADJ1	£72.28
Height & Depth Adjustable Arms (Soft Touch Pad)	ADJ3	£98.47
Seat Slide	SL	£45.04
Polished Base	AB	£72.28
Air Flo Soft Seat Cell	ASC	£72.28
Performance / Memory Foam	PF	£27.24
Inflatable Lumbar Support (Upholstered back only)	IL	£55.52



SALHOUSE CHAIR, MESH BACK

Standard Features

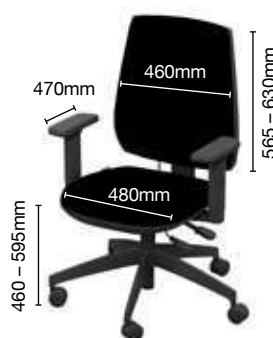
- Mesh back rest
- Seat and back angle mechanism
- Ratchet back height adjustment
- Large waterfall seat
- Adjustable padded lumbar panel
- Gas lift height adjustment
- Max weight 114kg

Fabric Group	Code	RRP
Fabric Group 1	CHSAMB1	£465.09
Fabric Group 2	CHSAMB2	£479.76
Fabric Group 3	CHSAMB3	£492.33
Fabric Group 4	CHSAMB4	£518.51

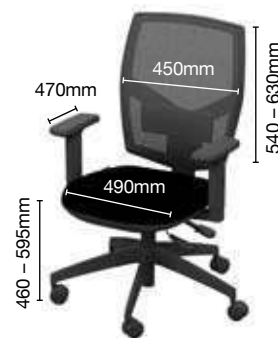


For colour fabric groups refer to page 198.

DIMENSIONS



Salhouse Chair,
Upholstered Back



Salhouse Chair,
Mesh Back

ILOA



The ILOA swivel saddle stool, designed by Jonas Hakaniemi, encourages good posture. ILOA stools are ideal for a broad range of environments, including commercial and home offices, educational institutions, healthcare and dentistry.

QS: Quick Ship | **GROUP A:** Subject to a longer lead time.



ILOA FEATURES

- Double twin-wheel castors.
- Gas lift height adjustment.
- Sitting height (from middle of the seat)
ILOA 49 – 74 cm,
ILOA one and ILOA+ 53 – 78 cm.
- A maximum weight load of 120kg.
- 5 Year Guarantee

ILOA is the perfect partner for our InMotion sit-stand desks



ILOA QUICKSHIP



ILOA

The diverse ILOA stool in light birch is available with Quick Ship Delivery

Code	QS	Grp A	RRP
CHILB	•	•	£347.00



ILOA

The comfortable ILOA + with black eco leather on black ash is available with Quick Ship Delivery

Code	QS	Grp A	RRP
CHILPBLA	•	•	£441.00

ILOA

- Available
- Not Available



ILOA+

Features comfortable seat pads, upholstered with a selection of high quality fabric or eco black leather.

Code	QS	Grp A	RRP
CHILP	○	●	£537.60

Finish options right:



ILOA One

One-piece upholstery with a selection of high quality fabric or eco black leather.

Code	QS	Grp A	RRP
CHILO	○	●	£537.60

Finish options right:



ILOA

No upholstery.
Available in black ash.

Code	QS	Grp A	RRP
CHILA	○	●	£441.00

Black Ash.

FINISHES, ILOA ONE & ILOA +



Black Wool /
Birch
BWB



Grey Wool /
Birch
GBW



Orange Wool /
Birch
OWB



Black Eco
Leather / Birch
BLB



Black Eco Leather
/ Black Ash
BLA



Black Wool /
Black Ash
BWA



Grey Wool /
Black Ash
GWA



Orange Wool
/ Black Ash
OWA

Please add the colour suffix to your code when ordering eg: **CHILBWB**

LIKU Joy

Comfortable and ergonomic active chair with fully upholstered birch seat.



LIKU Joy

Code	QS	Grp A	RRP
CHILJ	○	●	£475.00

Finish options below:

BASE FINISHES



Birch
B



Black
K



White
W

CUSHION FINISHES



Black
BK



Grey
GY

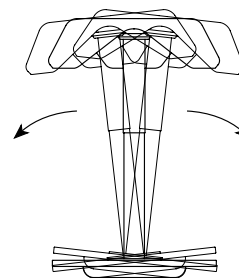


Orange
OR

Please add the colour base and cushion code when ordering eg: **CHILJBKGY**

LIKU Joy FEATURES

- Rocking base that allows movement.
- Gas lift height adjustment.
- Sitting height 53 – 79 cm.
- A maximum weight load of 120kg.
- 5 Year Guarantee



Rocking base that allows movement.



BRANDON

A multipurpose chair which can be used across a variety of environments. Brandon comes with a chrome cantilever, or a 4-leg frame, both with or without arms.



Choose from a range of fabrics.

For colour fabric groups refer to page **198**
and for fabric swatches see page **204**.



Black PU Arms
(optional)

Chrome Frame





BRANDON MEETING CHAIR, Cantilever Frame (Without Arms)

Standard Features

- Chrome cantilever frame
- Stackable to 5 chairs high
- Black outer back
- Black outer seat panel
- Max weight 109kg

Fabric Group	Code	RRP
Fabric Group 1	CHBRCLG1	£332.06
Fabric Group 2	CHBRCLG2	£346.72
Fabric Group 3	CHBRCLG3	£453.57
Fabric Group 4	CHBRCLG4	£386.53



BRANDON MEETING CHAIR, 4 Leg Frame (Without Arms)

Standard Features

- Chrome 4 leg frame
- Stackable to 5 chairs high
- Black outer back
- Black outer seat panel
- Max weight 109kg

Fabric Group	Code	RRP
Fabric Group 1	CHBRFLG1	£260.83
Fabric Group 2	CHBRFLG2	£274.45
Fabric Group 3	CHBRFLG3	£287.02
Fabric Group 4	CHBRFLG4	£314.25



BRANDON MEETING CHAIR, Cantilever Frame (With Arms)

Standard Features

- Chrome cantilever frame
- Stackable to 5 chairs high
- Black outer back
- Black outer seat panel
- Black PU arms
- Max weight 109kg

Fabric Group	Code	RRP
Fabric Group 1	CHBRCLBAG1	£386.66
Fabric Group 2	CHBRCLBAG2	£401.32
Fabric Group 3	CHBRCLBAG3	£508.17
Fabric Group 4	CHBRCLBAG4	£441.13



BRANDON MEETING CHAIR, 4 Leg Frame (With Arms)

Standard Features

- Chrome 4 leg frame
- Stackable to 5 chairs high
- Black outer back
- Black outer seat panel
- Black PU arms
- Max weight 109kg

Fabric Group	Code	RRP
Fabric Group 1	CHBRFLBAG1	£315.43
Fabric Group 2	CHBRFLBAG2	£329.05
Fabric Group 3	CHBRFLBAG3	£341.62
Fabric Group 4	CHBRFLBAG4	£368.85



Choose the right style for you!

Bring fresh colour and design to your interior with our range of chairs and stools.

**BK** Black**GY** Grey**RE** Red
(Excludes
Ashby)**NA** Navy
(Excludes
Ashby)**GR** Green**WH** White**MU** Mustard**TQ** Turquoise**PL** Plum
(Excludes
Ashby)**GU** Grey Fabric
(Lingwood &
Wroxham)

ASHBY

Our Ashby chairs have a distinctive design. Manufactured with a robust polypropylene seat and back, with a choice of different leg options and a selection of bright colours, this range will bring style and versatility to your interior.

The lightweight but rigid design is easy to maintain and clean, making it ideal for dining and breakout areas.



ASHBY CHAIRS AND HIGH STOOL ARE AVAILABLE IN:




BK Black



GY Grey



GR Green



WH White



MU Mustard



TQ Turquoise

Please add the colour suffix to your code when ordering eg: CHASACBK

1 Year Guarantee.

W = Width, **D** = Depth, **H** = Height, **SH** = Seat Height



**ASHBY CHAIR,
LEG STYLE A**

Dimensions

W 580mm **D** 500mm **H** 810mm **SH** 450mm

Frame: Chrome

Stacking: 4

Code

CHASAC

RRP

£192.00



**ASHBY CHAIR,
LEG STYLE B**

Dimensions

W 560mm **D** 525mm **H** 810mm **SH** 450mm

Frame: Chrome

Stacking: 4

Code

CHASBC

RRP

£196.00



Black



Beech

**ASHBY CHAIR,
LEG STYLE K**

Dimensions

W 505mm **D** 480mm **H** 810mm **SH** 450mm

Frame: Beech or Black

Frame

Beech

Code

CHASKBE

RRP

£200.00

Black

CHASKB

£200.00

ASHBY

ASHBY CHAIR,
LEG STYLE M

Dimensions	
W 510mm D 480mm H 800mm SH 450mm	
Frame: Black Steel	
Code	RRP
CHASMB	£225.00

ASHBY CHAIR,
LEG STYLE N

Dimensions	
W 510mm D 480mm H 800mm SH 450mm	
Frame: Chrome	
Code	RRP
CHASNC	£225.00



ASHBY, HIGH STOOL

Dimensions	
W 590mm D 500mm H 970mm SH 760mm	
Frame: Chrome	Stacking: 4
Code	RRP
CHASHSC	£230.00

Below: Ashby high stools shown with Elect poseur tables in white.



LINGWOOD

Our Lingwood chairs reference classic mid-century design, in modern and robust polypropylene. With a choice of leg styles, including mid and high stool options, the Lingwood range brings style and colour to your commercial interior.



LINGWOOD CHAIRS AND MID/HIGH STOOLS ARE AVAILABLE IN:



A grey fabric upholstered option is also available.

GU Grey Fabric

Please add the colour suffix to your code when ordering eg: CHLIECBK

1 Year Guarantee.

W = Width, **D** = Depth, **H** = Height, **SH** = Seat Height



LINGWOOD CHAIR, LEG STYLE E

Dimensions

W 480mm **D** 495mm **H** 820mm **SH** 450mm

Frame: Chrome **Stacking:** 4

Code	RRP
CHLIEC	£200.00
CHLIECGU (Grey Fabric)	£284.00



LINGWOOD CHAIR, LEG STYLE F

Dimensions

W 510mm **D** 510mm **H** 825mm **SH** 450mm

Frame: Chrome **Stacking:** 4

Code	RRP
CHLIFC	£196.00
CHLIFCGU (Grey Fabric)	£287.00



LINGWOOD

LINGWOOD CHAIR,
LEG STYLE K**Dimensions****W** 460mm **D** 465mm **H** 835mm **SH** 450mm**Frame:** Beech or Black

Frame	Code	RRP
Beech	CHLIKBE	£204.00
Black	CHLIKB	£204.00
Beech	CHLIKBE GU (Grey Fabric)	£287.00
Black	CHLIKBGU (Grey Fabric)	£287.00

LINGWOOD CHAIR,
LEG STYLE M**Dimensions****W** 510mm **D** 470mm **H** 800mm **SH** 450mm**Frame:** Black Steel

Code	RRP
CHLIMB	£228.00
CHLIMBGU (Grey Fabric)	£312.00

LINGWOOD CHAIR,
LEG STYLE N**Dimensions****W** 510mm **D** 470mm **H** 800mm **SH** 450mm**Frame:** Chrome

Code	RRP
CHLINC	£228.00
CHLINC GU (Grey Fabric)	£312.00

Below: Lingwood chair (F leg style). Shown with a round Spire meeting table in white with a chrome frame.



LINGWOOD

Lingwood stylish stools are manufactured with a robust polypropylene seat and back, with a choice of two heights: a wooden frame mid stool or a modern chrome skid frame high stool.

LINGWOOD MID/HIGH STOOLS ARE AVAILABLE IN:



BK Black



GY Grey




RE Red



NA Navy



GR Green



WH White



MU Mustard



TQ Turquoise



PL Plum



A grey fabric upholstered option is also available.

GU Grey Fabric

1 Year Guarantee.

W = Width, **D** = Depth, **H** = Height, **SH** = Seat Height



LINGWOOD, MID HEIGHT STOOL

Dimensions

W 470mm **D** 485mm **H** 1065mm **SH** 680mm

Frame: Beech

Code	RRP
CHLIMSBE	£249.00
CHLIMSBEGU (Grey Fabric)	£333.00



LINGWOOD, HIGH STOOL

Dimensions

W 520mm **D** 540mm **H** 1130mm **SH** 760mm

Frame: Chrome

Stacking: 4

Code	RRP
CHLIHSC	£245.00
CHLIHSCGU (Grey Fabric)	£329.00



WROXHAM

Our new Wroxham armchairs are manufactured with a robust polypropylene seat and back in grey and white. A grey upholstered option is also available.


The classic colours and stylish leg options are ideal for foyer, reception and breakout areas.



WROXHAM CHAIRS ARE AVAILABLE IN:



GY Grey



WH White



GU Grey Fabric

A grey fabric upholstered option is also available.

Please add the colour suffix to your code when ordering eg: CHWRNCGY

1 Year Guarantee.

W = Width, **D** = Depth, **H** = Height, **SH** = Seat Height



Black

Beech



WROXHAM CHAIR, LEG STYLE K

Dimensions

W 580mm **D** 590mm **H** 850mm **SH** 450mm

Frame: Beech or Black

Frame	Code	RRP
Beech	CHWRKBE	£228.00
Black	CHWRKB	£228.00
Beech	CHWRKBEGU (Grey Fabric)	£364.00
Black	CHWRKBGU (Grey Fabric)	£364.00

WROXHAM CHAIR, LEG STYLE N

Dimensions

W 580mm **D** 575mm **H** 850mm **SH** 450mm

Frame: Chrome

Code	RRP
CHWRNC	£249.00
CHWRNCGU (Grey Fabric)	£384.00

WROXHAM CHAIR, LEG STYLE M

Dimensions

W 580mm **D** 575mm **H** 850mm **SH** 450mm

Frame: Black Steel

Code	RRP
CHWRMB	£249.00
CHWRMBGU (Grey Fabric)	£384.00

HOLT

Holt is a minimal style tub chair available with either a chrome skid frame or four leg frame finished in natural beech or black.

The Holt chair has an easy to clean polypropylene shell with a grey upholstered cushion. The stylish colour options and leg finishes provide an attractive contrast, giving the chairs a distinctive look that is ideal for foyer, reception and breakout areas.

HOLT CHAIRS ARE AVAILABLE IN:



BK Black



GY Grey



NA Navy



WH White

Please add the colour suffix to your code when ordering eg: CHHOCLBK

1 Year Guarantee.

W = Width, **D** = Depth, **H** = Height, **SH** = Seat Height



Holt chair in white. Shown with a round Spire meeting table in white with a white frame.



Black



Beech



HOLT CHAIR, 4 LEG

Dimensions

W 610mm **D** 570mm **H** 760mm **SH** 460mm

Frame: Beech Raw, Beech Clear Lacquer or Black

Frame	Code	RRP
Beech, Raw	CHHOFLR	£413.00
Beech, Clear Lacquer	CHHOFLBE	£420.00
Black	CHHOFLB	£420.00

HOLT, SKID FRAME

Dimensions

W 570mm **D** 580mm **H** 735mm **SH** 450mm

Frame: Steel Rod Chrome Plated

Code	RRP
CHHOCLC	£397.00

CARBROOKE

This simple and elegant chair is manufactured from polypropylene and is available in white, black or grey with beech legs.

The contemporary and durable design is easy to clean and maintain, making it ideal for breakout and dining areas.


CARBROOKE CHAIRS ARE AVAILABLE IN:



BK Black



GY Grey



WH White

Please add the colour suffix to your code when ordering eg: CHCABEWH

1 Year Guarantee.

W = Width, **D** = Depth, **H** = Height, **SH** = Seat Height



CARBROOKE CHAIR

Dimensions

W 430mm **D** 480mm **H** 750mm **SH** 450mm

Frame: Beech

Stacking: 4

Code

CHCABE

RRP

£204.00

HEYDON

A stylish chair featuring Swedish design and contrasting birch backs. Perfectly pairing comfort with distinctive form, Heydon chairs will raise the bar in any interior scheme.

The Heydon stool can be stacked for efficient use of space, and the sculptural design makes this an attractive and flexible addition to your seating portfolio.

CHOICE AND STYLE

- Four leg options including gas lift and mobile.
- Four seat options: with and without arms.
- Large and small stacking stools.
- Large choice of fabric options
- 1 Year Guarantee

Heydon chairs (birch back with arms and spider legs).
Shown with Ascend rectangular desks in white

HEYDON

Create Your Chair...

SEAT OPTIONS, CHAIR & ARMCHAIR

The Heydon is available with a birch back or as a fully upholstered chair.



Birch Back Chair
Without Arms



Birch Back Chair
With Arms



Fully Upholstered Chair
Without Arms



Fully Upholstered Chair
With Arms

4 LEG OPTIONS



Natural Wooden Legs



Skid Frame



4 Star Base – Gas Lift



Spider

HEYDON STOOLS

Heydon Stools can be stacked for efficient use of space, and the colourful curved design makes an attractive and flexible addition.

Available in two sizes and a wide range of fabric options.



Please add the fabric group code to your product code when ordering. Please refer to coding table, see right.



Fully upholstered design allows single or mixed upholstery.

For colour fabric groups refer to page **202** and for fabric swatches see page **204**.

W = Width, **D** = Depth, **H** = Height, **SH** = Seat Height

FABRIC GROUP CODING

Single & Seat/Inner Fabric Group	Code	Mixed Fabric Group	Code
Fabric Group 1	G1	Fabric Group 1	G1M
Fabric Group 2	G2	Fabric Group 2	G2M
Fabric Group 3	G3	Fabric Group 3	G3M
Fabric Group 4	G4	Fabric Group 4	G4M

HEYDON

WOODEN LEGS



Dimensions:	W 600mm D 570mm H 850mm SH 450mm					
Heydon Chair	Birch Back, Chair (No Arms)	Birch Back, Armchair	Fully Upholstered, Chair (No Arms)		Fully Upholstered, Armchair	
Code	CHHE1FL	CHHE2FL	CHHE3FL		CHHE4FL	
	Seat/Inner Fabric	Seat/Inner Fabric	Single Fabric	Mixed Fabric	Single Fabric	Mixed Fabric
Fabric Group 1, RRP	£644.00	£681.00	£644.00	£655.00	£680.00	£691.00
Fabric Group 2, RRP	£692.00	£728.00	£721.00	£751.00	£757.00	£788.00
Fabric Group 3, RRP	£724.00	£760.00	£772.00	£802.00	£809.00	£838.00
Fabric Group 4, RRP	£809.00	£846.00	£911.00	£959.00	£947.00	£996.00

SKID FRAME

Features a Chrome wire skid frame.



Dimesions:	W 600mm D 570mm H 850mm SH 450mm					
Heydon Chair	Birch Back, Chair (No Arms)	Birch Back, Armchair	Fully Upholstered, Chair (No Arms)		Fully Upholstered, Armchair	
Code	CHHE1CS	CHHE2CS	CHHE3CS		CHHE4CS	
	Seat/Inner Fabric	Seat/Inner Fabric	Single Fabric	Mixed Fabric	Single Fabric	Mixed Fabric
Fabric Group 1, RRP	£607.00	£644.00	£607.00	£618.00	£644.00	£655.00
Fabric Group 2, RRP	£655.00	£692.00	£684.00	£714.00	£721.00	£751.00
Fabric Group 3, RRP	£687.00	£724.00	£735.00	£765.00	£772.00	£802.00
Fabric Group 4, RRP	£773.00	£809.00	£874.00	£923.00	£911.00	£959.00

Please add the fabric group code to your product code when ordering. Please refer to coding table, see right.



Fully upholstered design allows single or mixed upholstery.

For colour fabric groups refer to page **202** and for fabric swatches see page **204**.

FABRIC GROUP CODING

Single & Seat/Inner Fabric Group	Code	Mixed Fabric Group	Code
Fabric Group 1	G1	Fabric Group 1	G1M
Fabric Group 2	G2	Fabric Group 2	G2M
Fabric Group 3	G3	Fabric Group 3	G3M
Fabric Group 4	G4	Fabric Group 4	G4M

W = Width, **D** = Depth, **H** = Height, **SH** = Seat Height

HEYDON

4 STAR BASE, GAS LIFT

Features a polished aluminium, rocking tilt mechanism and gas lift.



Dimensions: W 600mm D 600mm H 850-990mm SH 450-590mm						
Heydon Chair	Birch Back, Chair (No Arms)	Birch Back, Armchair	Fully Upholstered, Chair (No Arms)		Fully Upholstered, Armchair	
Code	CHHE1ST	CHHE2ST	CHHE3ST		CHHE4ST	
	Seat/Inner Fabric	Seat/Inner Fabric	Single Fabric	Mixed Fabric	Single Fabric	Mixed Fabric
Fabric Group 1, RRP	£626.00	£662.00	£625.00	£636.00	£662.00	£673.00
Fabric Group 2, RRP	£673.00	£710.00	£702.00	£733.00	£739.00	£769.00
Fabric Group 3, RRP	£705.00	£742.00	£754.00	£783.00	£791.00	£820.00
Fabric Group 4, RRP	£791.00	£828.00	£892.00	£941.00	£929.00	£978.00

SPIDER LEGS

Features Chrome legs with 4 soft wheel chrome castors.



Dimensions: W 600mm D 560mm H 850mm SH 460mm						
Heydon Chair	Birch Back, Chair (No Arms)	Birch Back, Armchair	Fully Upholstered, Chair (No Arms)		Fully Upholstered, Armchair	
Code	CHHE1MO	CHHE2MO	CHHE3MO		CHHE4MO	
	Seat/Inner Fabric	Seat/Inner Fabric	Single Fabric	Mixed Fabric	Single Fabric	Mixed Fabric
Fabric Group 1, RRP	£661.00	£697.00	£660.00	£671.00	£697.00	£708.00
Fabric Group 2, RRP	£1,258.00	£1,295.00	£737.00	£768.00	£774.00	£804.00
Fabric Group 3, RRP	£1,367.00	£1,404.00	£789.00	£818.00	£826.00	£855.00
Fabric Group 4, RRP	£1,504.00	£1,541.00	£927.00	£976.00	£964.00	£1,013.00

STACKING STOOLS



Large Stool



Small Stool

Stool	Dimensions	Code	Fabric Group 1, RRP	Fabric Group 2, RRP	Fabric Group 3, RRP	Fabric Group 4, RRP
Large	W 580 D 570 H 450	CHHEHS	£404.00	£470.00	£514.00	£632.00
Small	W 475 D 345 H 370	CHHELS	£363.00	£429.00	£473.00	£591.00

SOFT SEATING

Combining comfort with endurance, our soft seating ranges are designed to add lasting warmth and style to any interior. From standalone armchairs and sofas to modular units, as well as booths and stools, our soft seating offering is comprehensive and suited to all commercial interiors.



Stylish sofas, chairs and modular seating for inspirational spaces.

All seating is made to order and manufactured to a high specification. Our team will be happy to advise on the most suitable product for your project.

Our team is available to discuss your needs if you require assistance with seating configuration or space planning.



You can choose from a variety of colours and textures to blend with, or add accents to your scheme.



For colour fabric groups refer to page **200** and for fabric swatches see page **204**.

Please add the fabric group code to your product code when ordering.

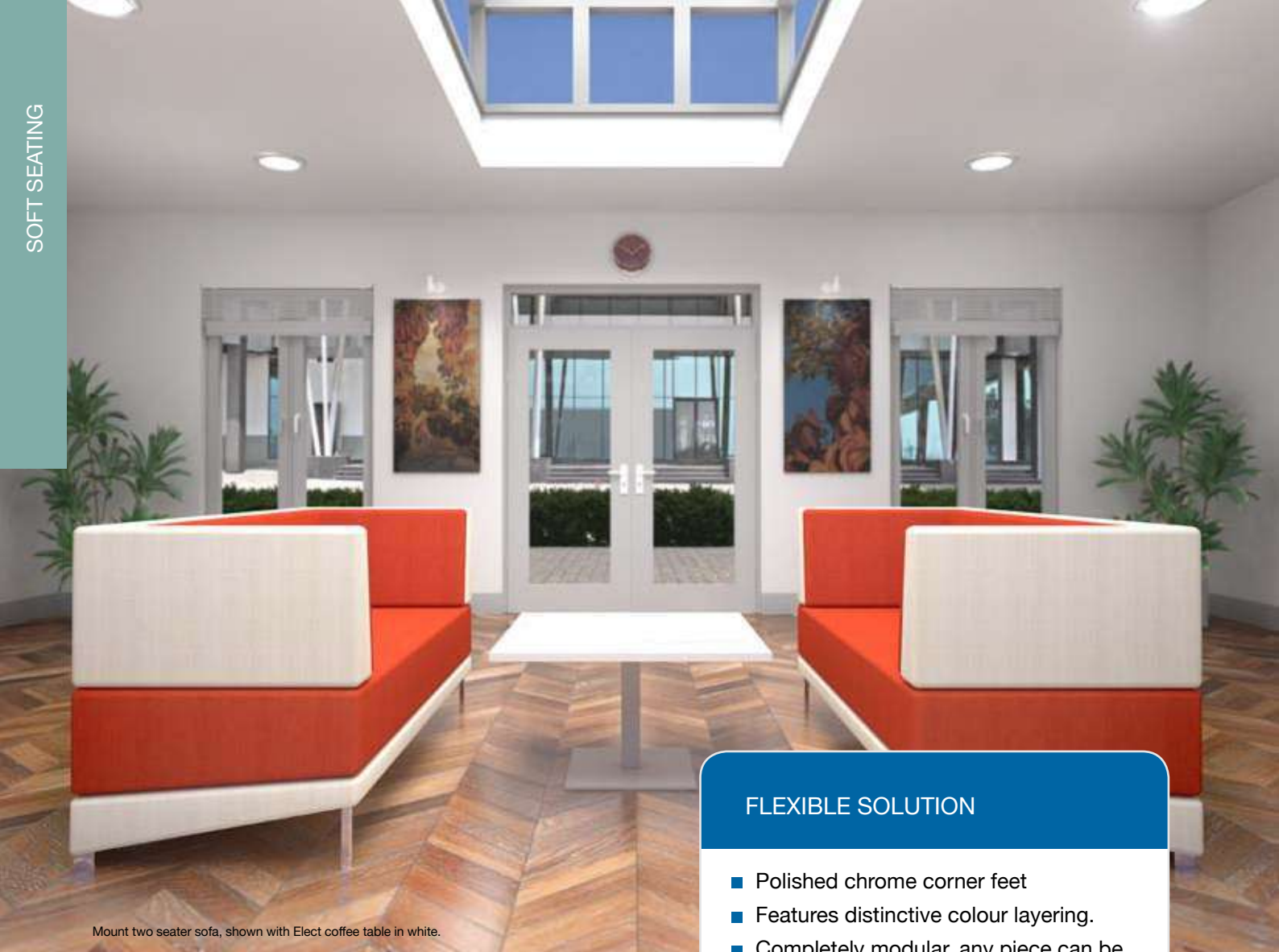
5 Year Guarantee

Fabric Guarantee as per manufacturer's instructions.

Please note, where fabric finishes have been selected from multiple group bands, the higher price band will be charged for the whole unit. If you require fabric to be treated for Fire Retardency, the fabric will move up to the next price band.

For any other queries or for assistance in selecting your products contact our friendly Customer Services team on **01953 453830**

Left: Amity booth with additional table. Rapid modular seating combined with our stools and a round Elect coffee table in white.



Mount two seater sofa, shown with Elect coffee table in white.

FLEXIBLE SOLUTION

- Polished chrome corner feet
- Features distinctive colour layering.
- Completely modular, any piece can be placed alongside another within range.
- Solid beech frame construction.

MOUNT

Mount soft seating offers a large range of configurations and combinations. From chairs, sofas, stools and connecting units, to the media booth, the range is the perfect choice for flexibility and variety in any commercial interior.

W = Width, **D** = Depth, **H** = Height, **SH** = Seat Height



Choose from a range of fabrics.

For colour fabric groups refer to page **200** and for fabric swatches see page **204**.

MOUNT, SMALL SEAT UNIT



Dimensions:	Fabric Group	Code	RRP
W 900mm	A	SEMOSSUA	£875.00
D 700mm	B	SEMOSSUB	£957.00
H 850mm	C	SEMOSSUC	£1038.00
SH 460mm	D	SEMOSSUD	£1119.00
	E	SEMOSSUE	£1201.00
	F	SEMOSSUF	£1283.00
	G	SEMOSSUG	£1365.00

MOUNT

MOUNT, LARGE SEAT UNIT



Dimensions:	Fabric Group	Code	RRP
W 1580mm	A	SEMOLSUA	£1283.00
D 700mm	B	SEMOLSUB	£1392.00
H 850mm	C	SEMOLSUC	£1500.00
SH 460mm	D	SEMOLSUD	£1610.00
	E	SEMOLSUE	£1719.00
	F	SEMOLSUF	£1827.00
	G	SEMOLSUG	£1936.00

MOUNT, 45° SEAT UNIT



Dimensions:	Fabric Group	Code	RRP
W 1085mm	A	SEMO45A	£1283.00
D 700mm	B	SEMO45B	£1392.00
H 850mm	C	SEMO45C	£1500.00
SH 460mm	D	SEMO45D	£1610.00
	E	SEMO45E	£1719.00
	F	SEMO45F	£1827.00
	G	SEMO45G	£1936.00

MOUNT, SMALL STOOL



Dimensions:	Fabric Group	Code	RRP
W 900mm	A	SEMOSSA	£700.00
D 700mm	B	SEMOSSB	£742.00
H 460mm	C	SEMOSSC	£785.00
	D	SEMOSSD	£828.00
	E	SEMOSSSE	£870.00
	F	SEMOSSF	£913.00
	G	SEMOSSG	£957.00

MOUNT, LARGE STOOL



Dimensions:	Fabric Group	Code	RRP
W 1580mm	A	SEMOLSA	£1128.00
D 700mm	B	SEMOLSB	£1194.00
H 460mm	C	SEMOLSC	£1260.00
	D	SEMOLSD	£1326.00
	E	SEMOLSE	£1392.00
	F	SEMOLSF	£1458.00
	G	SEMOLSG	£1525.00

MOUNT

MOUNT, SINGLE CHAIR



Dimensions:	Fabric Group	Code	RRP
W 900mm	A	SEMOCHA	£1185.00
D 700mm	B	SEMOCHB	£1322.00
H 850mm	C	SEMOCHC	£1458.00
SH 460mm	D	SEMOCHD	£1594.00
	E	SEMOCHE	£1730.00
	F	SEMOCHF	£1867.00
	G	SEMOCHG	£2002.00

MOUNT, TWO SEATER SOFA



Dimensions:	Fabric Group	Code	RRP
W 1580mm	A	SEMOSOA	£1750.00
D 700mm	B	SEMOSOB	£1940.00
H 850mm	C	SEMOSOC	£2130.00
SH 460mm	D	SEMOSOD	£2322.00
	E	SEMOSOE	£2512.00
	F	SEMOSOF	£2703.00
	G	SEMOSOG	£2893.00

MOUNT, SINGLE SEAT BOOTH



Dimensions:	Fabric Group	Code	RRP
W 900mm	A	SEMOSBA	£1710.00
D 700mm	B	SEMOSBB	£1913.00
H 1630mm	C	SEMOSBC	£2116.00
SH 460mm	D	SEMOSBD	£2317.00
	E	SEMOSBE	£2520.00
	F	SEMOSBF	£2722.00
	G	SEMOSBG	£2924.00

MOUNT, TWO SEATER BOOTH



Dimensions:	Fabric Group	Code	RRP
W 1580mm	A	SEMOSBA	£2527.00
D 700mm	B	SEMOSBB	£2799.00
H 1630mm	C	SEMOSBC	£3072.00
SH 460mm	D	SEMOSBD	£3344.00
	E	SEMOSBE	£3616.00
	F	SEMOSBF	£3889.00
	G	SEMOSBG	£4161.00

MOUNT

MEDIA BOOTH



Dimensions:	Fabric Group	Code	RRP
W 2300mm	A	SEMOMBA	£5910.00
D 1580mm	B	SEMOMBB	£6565.00
H 1630mm	C	SEMOMBC	£7218.00
SH 460mm	D	SEMOMBD	£7871.00
	E	SEMOMBE	£8524.00
	F	SEMOMBF	£9178.00
	G	SEMOMBG	£9831.00

Two sofas with a depth of 700mm plus a 1000mm gap between each sofa.

TV Screen is shown for illustrative purposes only. Power Module and Booth Table can be purchased separately.

OPTIONAL EXTRAS

Electronic devices can be connected, powered and recharged with a power module.

Add a table to your media booth with chrome leg and a choice of wood top finishes.

POWER MODULE



Colour	Code	RRP
Black, White, Grey	ACPMOD	£265.00

Simply add the colour suffix to your code when ordering.

B Black **W** White **G** Grey

BOOTH TABLE



Code	RRP
ACTABS	£202.00

The Media Booth Table has a chrome leg with a choice of wood top finishes.

BE Beech, LO Light Oak, MA Maple, BI Birch, WH White, WA Walnut

When ordering please add the wood suffix to your code. eg ACTABSBI



AZUR

The clean lines, and minimal polished chrome 'O' leg makes this professional and stylish range suitable to interiors where style and quality are key.



STYLE & QUALITY

- Polished chrome 'O' leg.
- Completely square profile, allowing furniture to sit perfectly aligned.
- Solid beech frame construction.
- A choice of fabric or leather upholstery.



Choose from a range of fabrics.

For colour fabric groups refer to page **200** and for fabric swatches see page **204**.

W = Width, **D** = Depth, **H** = Height, **SH** = Seat Height



AZUR

AZUR, SINGLE ARMCHAIR



Dimensions:	Fabric Group	Code	RRP
W 830mm	A	SEAZCHA	£1147.00
D 830mm	B	SEAZCHB	£1283.00
H 830mm	C	SEAZCHC	£1420.00
SH 450mm	D	SEAZCHD	£1555.00
	E	SEAZCHE	£1692.00
	F	SEAZCHF	£1828.00
	G	SEAZCHG	£1964.00

AZUR, TWO SEATER SOFA



Dimensions:	Fabric Group	Code	RRP
W 1660mm	A	SEAZSOA	£1710.00
D 830mm	B	SEAZSOB	£1929.00
H 830mm	C	SEAZSOC	£2107.00
SH 450mm	D	SEAZSOD	£2326.00
	E	SEAZSOE	£2543.00
	F	SEAZSOF	£2760.00
	G	SEAZSOG	£2979.00

AZUR, BASE STOOL SMALL



Dimensions:	Fabric Group	Code	RRP
W 415mm	A	SEAZSSA	£391.00
D 830mm	B	SEAZSSB	£410.00
H 450mm	C	SEAZSSC	£428.00
	D	SEAZSSD	£446.00
	E	SEAZSSE	£465.00
	F	SEAZSSF	£483.00
	G	SEAZSSG	£501.00

AZUR, BASE STOOL LARGE



Dimensions:	Fabric Group	Code	RRP
W 830mm	A	SEAZLSA	£509.00
D 830mm	B	SEAZLSB	£546.00
H 450mm	C	SEAZLSC	£583.00
	D	SEAZLSD	£620.00
	E	SEAZLSE	£656.00
	F	SEAZLSF	£693.00
	G	SEAZLSG	£730.00

CAVIL

A more traditional style range featuring polished chrome corner feet, rounded arms and stitching detail to the back. Cavil offers comfort and style to complement any room layout.



Choose from a range of fabrics.

For colour fabric groups refer to page **200** and for fabric swatches see page **204**.

W = Width, **D** = Depth, **H** = Height, **SH** = Seat Height

COMFORT & STYLE

- Polished chrome corner feet.
- Stitching detail to the back.
- Solid beech frame construction.
- Contrast fabric option.



Cavil two seater sofa, shown with Elect coffee table in white.

CAVIL

CAVIL, SINGLE ARMCHAIR



Dimensions:	Fabric Group	Code	RRP
W 725mm	A	SECACHA	£1068.00
D 750mm	B	SECACHB	£1179.00
H 850mm	C	SECACHC	£1287.00
SH 460mm	D	SECACHD	£1395.00
	E	SECACHE	£1505.00
	F	SECACHF	£1614.00
	G	SECACHG	£1723.00

CAVIL, TWO SEATER SOFA



Dimensions:	Fabric Group	Code	RRP
W 1250mm	A	SECASOA	£1496.00
D 750mm	B	SECASOB	£1688.00
H 850mm	C	SECASOC	£1880.00
SH 460mm	D	SECASOD	£2069.00
	E	SECASOE	£2255.00
	F	SECASOF	£2481.00
	G	SECASOG	£2667.00

CAVIL, BASE STOOL



Dimensions:	Fabric Group	Code	RRP
W 525mm	A	SECASSA	£501.00
D 525mm	B	SECASSB	£529.00
H 460mm	C	SECASSC	£559.00
	D	SECASSD	£587.00
	E	SECASSE	£616.00
	F	SECASSF	£645.00
	G	SECASSG	£674.00

Cushions

Add colour and style as well as enhancing comfort with our range of cushions. See page **184** for more details.



AMITY

The Amity booth enables you to define working areas without creating closed environments. Booths are able to create a moment of privacy, encourage collaborative working and make pockets of productivity.



POCKETS OF PRODUCTIVITY

- High and low back booths available for creating privacy.
- Polished chrome corner feet.
- Solid beech frame construction.
- Optional table and power module with our media booths.

Amity Media booths and soft stools shown with Signature credenzas in walnut with matching base.



Choose from a range of fabrics.

For colour fabric groups refer to page **200** and for fabric swatches see page **204**.

W = Width, **D** = Depth, **H** = Height, **SH** = Seat Height

AMITY, TALL SINGLE SEAT BOOTH



Dimensions:	Fabric Group	Code	RRP
W 810mm	A	SEAMTB1A	£1470.00
D 760mm	B	SEAMTB1B	£1625.00
H 1490mm	C	SEAMTB1C	£1781.00
SH 440mm	D	SEAMTB1D	£1936.00
	E	SEAMTB1E	£2092.00
	F	SEAMTB1F	£2248.00
	G	SEAMTB1G	£2403.00

AMITY, TALL TWO SEATER BOOTH



Dimensions:	Fabric Group	Code	RRP
W 1360mm	A	SEAMTB2A	£2116.00
D 760mm	B	SEAMTB2B	£2310.00
H 1490mm	C	SEAMTB2C	£2504.00
SH 440mm	D	SEAMTB2D	£2699.00
	E	SEAMTB2E	£2893.00
	F	SEAMTB2F	£3087.00
	G	SEAMTB2G	£3281.00

AMITY, LOW TWO SEATER BOOTH



Dimensions:	Fabric Group	Code	RRP
W 1360mm	A	SEAMLBA	£1781.00
D 760mm	B	SEAMLBB	£1945.00
H 1145mm	C	SEAMLBC	£2107.00
SH 440mm	D	SEAMLBD	£2271.00
	E	SEAMLBE	£2434.00
	F	SEAMLBF	£2598.00
	G	SEAMLBG	£2760.00

AMITY, MEDIA BOOTH



Dimensions:	Fabric Group	Code	RRP
W 2520mm	A	SEAMMBA	£5086.00
D 1360mm	B	SEAMMBB	£5584.00
H 1490mm	C	SEAMMBC	£6082.00
SH 440mm	D	SEAMMBD	£6579.00
	E	SEAMMBE	£7077.00
	F	SEAMMBF	£7575.00
	G	SEAMMBG	£7879.00

TV Screen is shown for illustrative purposes only. Power Module and Booth Table can be purchased separately.

OPTIONAL EXTRAS

Electronic devices can be connected, powered and recharged with a power module.
Add a table to your media booth with chrome leg and a choice of wood top finishes.

POWER MODULE



Colour	Code	RRP
Black, White, Grey	ACPMOD	£265.00

Simply add the colour suffix to your code when ordering.
B Black **W** White **G** Grey

BOOTH TABLE



Code	RRP
ACTABS	£202.00

The Media Booth Table has a chrome leg with a choice of wood top finishes.

BE Beech, LO Light Oak, MA Maple, BI Birch, WH White, WA Walnut

When ordering please add the wood suffix to your code. eg ACTABSBI

RAPID

Our simple and compact Rapid range of modular seating is built to withstand the rigours of high traffic areas. Offered in a selection of shapes, Rapid soft seating can be combined to make the most of your available space.



Choose from a range of fabrics.

For colour fabric groups refer to page **200** and for fabric swatches see page **204**.

W = Width, **D** = Depth, **H** = Height, **SH** = Seat Height



RAPID, SMALL SEAT UNIT



Dimensions:	Fabric Group	Code	RRP
W 600mm	A	SERPSSUA	£501.00
D 650mm	B	SERPSSUB	£540.00
H 800mm	C	SERPSSUC	£580.00
SH 410mm	D	SERPSSUD	£618.00
	E	SERPSSUE	£658.00
	F	SERPSSUF	£697.00
	G	SERPSSUG	£737.00

RAPID, LARGE SEAT UNIT



Dimensions:	Fabric Group	Code	RRP
W 1200mm	A	SERPLSUA	£651.00
D 650mm	B	SERPLSUB	£716.00
H 800mm	C	SERPLSUC	£782.00
SH 410mm	D	SERPLSUD	£847.00
	E	SERPLSUE	£914.00
	F	SERPLSUF	£979.00
	G	SERPLSUG	£1045.00

RAPID, 45° SEAT UNIT



Dimensions:	Fabric Group	Code	RRP
W 950mm	A	SERP45A	£651.00
D 650mm	B	SERP45B	£716.00
H 800mm	C	SERP45C	£782.00
SH 410mm	D	SERP45D	£847.00
	E	SERP45E	£914.00
	F	SERP45F	£979.00
	G	SERP45G	£1045.00

RAPID

RAPID, SINGLE CHAIR




Dimensions:	Fabric Group	Code	RRP
W 700mm	A	SERPCHA	£782.00
D 650mm	B	SERPCHB	£842.00
H 800mm	C	SERPCHC	£903.00
SH 410mm	D	SERPCHD	£963.00
	E	SERPCH E	£1024.00
	F	SERPCH F	£1084.00
	G	SERPCH G	£1145.00

RAPID, TWO SEATER SOFA



Dimensions:	Fabric Group	Code	RRP
W 1300mm	A	SERPSOA	£935.00
D 650mm	B	SERPSOB	£994.00
H 800mm	C	SERPSOC	£1055.00
SH 410mm	D	SERPSOD	£1115.00
	E	SERPSOE	£1176.00
	F	SERPSOF	£1236.00
	G	SERPSOG	£1297.00

Below: Rapid modular seating combined with our soft stools and a round Elect coffee table in white.



DUAL

Deceptively simple, the Dual seat and semi-circle units can be combined in many ways to create a seating area that is flexible and adaptable. Through the addition of contrast colours and our range of stools, you can easily create an impressive breakout area, or a well-furnished reception, whilst maintaining the option to change and reorganise at a moment's notice.



Choose from a range of fabrics.

For colour fabric groups refer to page **200** and for fabric swatches see page **204**.

Choose two large seat units and two semi circle units to create a dual seating bench.

W = Width, **D** = Depth, **H** = Height, **SH** = Seat Height

- Hardwood feet in birch or walnut.
- Solid beech frame construction.

Dual seating is available with hardwood feet in Birch or Walnut.

To select your wood finish add either a **BI** Birch or **WA** Walnut.



DUAL, LARGE SEAT UNIT



Dimensions:	Fabric Group	Code	RRP
W 1100mm	A	SEDULSUA	£756.00
D 650mm	B	SEDULSUB	£821.00
H 790mm	C	SEDULSUC	£887.00
SH 460mm	D	SEDULSUD	£952.00
	E	SEDULSUE	£1019.00
	F	SEDULSUF	£1084.00
	G	SEDULSUG	£1150.00

DUAL, SEMI CIRCLE UNIT



Dimensions:	Fabric Group	Code	RRP
W 1300mm	A	SEDUSCA	£486.00
D 600mm	B	SEDUSCB	£525.00
H 460mm	C	SEDUSCC	£565.00
	D	SEDUSCD	£604.00
	E	SEDUSCE	£643.00
	F	SEDUSCF	£683.00
	G	SEDUSCG	£722.00

SOFT STOOLS

Whether standalone or nesting, as impromptu seating or to complement your wider soft seating installation, our range of stools offer infinite combinations of colour and shape.

The Double Bite cut out stool is designed to link multiple circular stools.

CUBE STOOL



Dimensions:	Fabric Group	Code	RRP
Square 450mm	A	SECUBESTOOLA	£259.00
Height 460mm	B	SECUBESTOOLB	£278.00
	C	SECUBESTOOLC	£296.00
	D	SECUBESTOOLD	£315.00
	E	SECUBESTOOLE	£333.00
	F	SECUBESTOOLF	£352.00
	G	SECUBESTOOLG	£391.00

CIRCULAR STOOL



Dimensions:	Fabric Group	Code	RRP
Square 450mm	A	SECIRCSTOOLA	£259.00
Height 460mm	B	SECIRCSTOOLB	£278.00
	C	SECIRCSTOOLC	£296.00
	D	SECIRCSTOOLD	£315.00
	E	SECIRCSTOOLE	£333.00
	F	SECIRCSTOOLF	£352.00
	G	SECIRCSTOOLG	£391.00

DOUBLE BITE STOOL



Dimensions:	Fabric Group	Code	RRP
Square 450mm	A	SEBITESTOOLA	£365.00
Height 460mm	B	SEBITESTOOLB	£384.00
	C	SEBITESTOOLC	£403.00
	D	SEBITESTOOLD	£421.00
	E	SEBITESTOOLE	£439.00
	F	SEBITESTOOLF	£458.00
	G	SEBITESTOOLG	£476.00



HEYDON STOOLS

Colourful curved stools

Heydon Stools can be stacked for efficient use of space, and the colourful curved design makes an attractive and flexible addition. Available in two sizes and a wide range of fabric options. See page 167.



CUSHIONS


To complement our soft seating range, or to freshen up your existing installation, our cushion selection can accentuate or accent your existing colour scheme. Enhancing interiors by offering additional comfort, colour and texture, cushions are the accessory that adds the finishing touch to your project.



Choose from a range of fabrics.

For colour fabric groups refer to page **200** and for fabric swatches see page **204**.

Try different colour combinations to brighten your interior.



Gravity Evergreen and Petal



Canopy Yellow, Tulip and Grey



Phoenix Parasol, Olympic and Costa

CUSHIONS

SMALL SQUARE SCATTER CUSHION



Dimensions:	Fabric Group	Code	RRP
W 400mm	A	SQSCUSHA	£43.00
D 150mm	B	SQSCUSHB	£53.00
H 400mm	C	SQSCUSHC	£62.00
	D	SQSCUSHD	£71.00
	E	SQSCUSHE	£82.00
	F	SQSCUSHF	£91.00
	G	SQSCUSHG	£101.00

LARGE SQUARE SCATTER CUSHION



Dimensions:	Fabric Group	Code	RRP
W 500mm	A	SQLCUSHA	£53.00
D 200mm	B	SQLCUSHB	£64.00
H 500mm	C	SQLCUSHC	£76.00
	D	SQLCUSHD	£87.00
	E	SQLCUSHE	£99.00
	F	SQLCUSHF	£110.00
	G	SQLCUSHG	£123.00

ROUND BOLSTER SCATTER CUSHION



Dimensions:	Fabric Group	Code	RRP
W 500mm	A	ROUCUSHA	£70.00
Round 200mm	B	ROUCUSHB	£82.00
	C	ROUCUSHC	£93.00
	D	ROUCUSHD	£105.00
	E	ROCUSHE	£117.00
	F	ROUCUSHF	£128.00
	G	ROUCUSHG	£140.00

BOXED SCATTER CUSHION



Dimensions:	Fabric Group	Code	RRP
W 540mm	A	BOXCUSHA	£66.00
D 200mm	B	BOXCUSHB	£78.00
H 370mm	C	BOXCUSHC	£89.00
	D	BOXCUSHD	£101.00
	E	BOXCUSHE	£112.00
	F	BOXCUSHF	£124.00
	G	BOXCUSHG	£135.00

SCREENS

Desk mounted screens help to define personal space while adding an attractive splash of colour to your office environment.

For all Duty screens please turn to pages 47 – 49.

EXECUTIVE SCREENS

Executive screens come with a silver or white toolrail with matching trim and have the ability to be linked together where required. Available in a variety of fabric choices.

FABRICS

Choose from a variety of color fabrics from either the Camira Cara, Carlow or Lucia range.

Camira

Group 1

Cara, Carlow

Group 2

Lucia

Fabric 100% polyester, Non metallic dyestuffs.

Abrasion Tested in accordance with BS 5690:1991 as modified by Annex F of BS 2543:1995 to 50,000 rubs Martindale.

Fire Retardancy Vertical surface test BS 476 Part 7 Class 1. BS EN 1021 - 1&2:1994 BS 5852 (passes Cigarette and match)
Note: Flammability performance is dependent on components used.


Light Fastness 6+ (ISO 105 - B02:1999)



PERSPEX SCREENS

Available as frosted, clear and solid perspex in a choice of colours
(For colour options **see page 188**).

Perspex screens are available in 3 shapes; rectangular, wave or curve.
Screens are made from 5mm perspex.



STANDARD SCREENS

Available in a variety of fabric choices and 3 shapes; rectangular, wave or curve.
Screens can be fitted in the centre of a cluster of desks if required.

Fabric 100% Non metallic dyestuffs.

Abrasion Tested in accordance with BS 5690:1991 as modified by Annex F of BS 2543:1995 to 40,000 rubs Martindale.

Fire Retardancy Vertical surface test BS 476 Part 7 Class 1. BS EN 1021 - 1:1994 (Cigarette)
Note: Flammability performance is dependent on components used.

Light Fastness 6+ (ISO 105 - B02:1999)

FABRICS

Available in a choice of 4 standard fabric colours: Black, Blue, Ruby Red or Grey.

Standard fabrics



BK Black



BL Blue



RB Ruby



GY Grey



Alternative colour options are available from the Camira Cara, Carlow or Lucia range.

SCREENS

EXECUTIVE SCREENS

Executive screens are available in a variety of fabric choices, with an option of **(S)** silver or **(W)** white toolrail and matching trim.

Fabrics: Group 1 fabrics from the Camira Cara or Carlow range.
Group 2 fabrics from the Camira Lucia range.



For colour fabric swatches refer to page **206**.
For more colour options visit
www.camirafabrics.com/contract

Please add the Camira fabric code to your code when ordering.
To select your toolrail and trim add either **S** Silver or **W** White.


Please note: Screens not compatible with Duty.
For Duty Executive screens, please turn to pages 49.

QS: Quick Ship | **GROUP A:** Subject to a longer lead time.

● Available
○ Not Available



Single Toolrail



Triple Toolrail

SINGLE / TRIPLE TOOLRAIL

W x H (mm)	Description	QS	Grp A	Single Group 1	RRP	Single Group 2	RRP	Triple Group 1	RRP	Triple Group 2	RRP
380mm High											
600 x 380	Fits 600mm wide desk or return	○	●	SC3T36G1	£194.68	SC3T36G2	£214.48	SC3TR36G1	£216.68	SC3TR36G2	£238.67
800 x 380	Fits 800mm wide desk or return	○	●	SC3T38G1	£194.68	SC3T38G2	£214.48	SC3TR38G1	£216.68	SC3TR38G2	£238.67
1000 x 380	Fits 1000mm wide desk or return	○	●	SC3T310G1	£224.37	SC3T310G2	£246.37	SC3TR310G1	£248.57	SC3TR310G2	£273.87
1200 x 380	Fits 1200mm wide desk	○	●	SC3T312G1	£224.37	SC3T312G2	£246.37	SC3TR312G1	£248.57	SC3TR312G2	£273.87
1400 x 380	Fits 1400mm wide desk	○	●	SC3T314G1	£278.27	SC3T314G2	£305.77	SC3TR314G1	£309.06	SC3TR314G2	£339.86
1600 x 380	Fits 1600mm wide desk	○	●	SC3T316G1	£278.27	SC3T316G2	£305.77	SC3TR316G1	£309.06	SC3TR316G2	£339.86
1800 x 380	Fits 1800mm wide desk	○	●	SC3T318G1	£304.67	SC3T318G2	£334.36	SC3TR318G1	£337.66	SC3TR318G2	£371.76
480mm High											
600 x 480	Fits to 600mm wide desk or desk return	○	●	SC4T36G1	£207.88	SC4T36G2	£228.77	SC4TR36G1	£230.97	SC4TR36G2	£254.07
800 x 480	Fits 800mm wide desk or return	○	●	SC4T38G1	£207.88	SC4T38G2	£228.77	SC4TR38G1	£230.97	SC4TR38G2	£254.07
1000 x 480	Fits 1000mm wide desk or return	○	●	SC4T310G1	£238.67	SC4T310G2	£262.87	SC4TR310G1	£265.07	SC4TR310G2	£292.57
1200 x 480	Fits 1200mm wide desk	○	●	SC4T312G1	£238.67	SC4T312G2	£262.87	SC4TR312G1	£265.07	SC4TR312G2	£292.57
1400 x 480	Fits 1400mm wide desk	○	●	SC4T314G1	£295.87	SC4T314G2	£325.56	SC4TR314G1	£327.76	SC4TR314G2	£360.76
1600 x 480	Fits 1600mm wide desk	○	●	SC4T316G1	£295.87	SC4T316G2	£325.56	SC4TR316G1	£327.76	SC4TR316G2	£360.76
1800 x 480	Fits 1800mm wide desk	○	●	SC4T318G1	£322.26	SC4T318G2	£354.16	SC4TR318G1	£357.46	SC4TR318G2	£393.76


SCREENS

PERSPEX SCREENS

Available as frosted, clear and solid perspex in a choice of colours:

Please add the colour code to your product code when ordering.

FROSTED



CLEAR



SOLID




PERSPEX SCREENS


- Available
- Not Available



Rectangular



Wave



Curve

W x H (mm)	Description	Rectangular	Wave	Curve	QS	Grp A	RRP
800 x 380	Fits to 800mm wide desk or desk return	SCPX8R	SCPX8W	SCPX8A	○	●	£189.86
1000 x 380	Fits to 1000mm wide desk or desk return	SCPX10R	SCPX10W	SCPX10A	○	●	£210.65
1200 x 380	Fits to 1200mm wide desk or desk return	SCPX12R	SCPX12W	SCPX12A	○	●	£231.44
1400 x 380	Fits to 1400mm wide desk	SCPX14R	SCPX14W	SCPX14A	○	●	£253.61
1600 x 380	Fits to 1600mm wide desk	SCPX16R	SCPX16W	SCPX16A	○	●	£274.40
1800 x 380	Fits to 1800mm wide desk	SCPX18R	SCPX18W	SCPX18A	○	●	£293.80

QS: Quick Ship | **GROUP A:** Subject to a longer lead time.



Perspex screens shown with Satellite rectangular desks and Moulton task chairs.

SCREENS

STANDARD SCREENS

Please note: Screens not compatible with Duty.
For Duty Standard screens, please turn to pages 47 – 48.

Available in a choice of 4 standard fabric colours and 3 shapes.

Standard fabrics



BK Black



BL Blue



RB Ruby



GY Grey




Please add the colour suffix to your code when ordering eg: SCDP14RBK

● Available
○ Not Available



Rectangular



Height varies
380mm to
180mm

Wave



Height varies
380mm to
180mm

Curve

W x H (mm)	Description	Rectangular	QS	Grp A	Wave	Curve	QS	Grp A	RRP
800 x 380	Fits to 800mm wide desk or desk return	SCBS80R	●	●	SCBS80W	SCBS80A	○	●	£126.49
1000 x 380	Fits to 1000mm wide desk or desk return	SCBS10R	●	●	SCBS10W	SCBS10A	○	●	£129.79
1200 x 380	Fits to 1200mm wide desk or desk return	SCBS12R	●	●	SCBS12W	SCBS12A	○	●	£133.08
1400 x 380	Fits to 1400mm wide desk	SCBS14R	●	●	SCBS14W	SCBS14A	○	●	£137.48
1600 x 380	Fits to 1600mm wide desk	SCBS16R	●	●	SCBS16W	SCBS16A	○	●	£140.78
1800 x 380	Fits to 1800mm wide desk	SCBS18R	●	●	SCBS18W	SCBS18A	○	●	£144.08

Alternative colours are available from the Camira Cara, Carlow or Lucia range.

Fabrics: Group 1 fabrics from the Camira Cara or Carlow range.
Group 2 fabrics from the Camira Lucia range.

Please add the Camira fabric code to your code when ordering.




For colour fabric swatches refer to page 206.
For more colour options visit
www.camirafabrics.com/contract

● Available
○ Not Available



Rectangular



Height varies
380mm to
180mm

Wave



Height varies
380mm to
180mm

Curve

W x H (mm)	Description	Rectangular	Wave	Curve	QS	Grp A	RRP
Group 1 fabrics							
800 x 380	Fits to 800mm wide desk or desk return	SCBS80RG1	SCBS80WG1	SCBS80AG1	○	●	£128.69
1000 x 380	Fits to 1000mm wide desk or desk return	SCBS10RG1	SCBS10WG1	SCBS10AG1	○	●	£138.58
1200 x 380	Fits to 1200mm wide desk or desk return	SCBS12RG1	SCBS12WG1	SCBS12AG1	○	●	£138.58
1400 x 380	Fits to 1400mm wide desk	SCBS14RG1	SCBS14WG1	SCBS14AG1	○	●	£141.88
1600 x 380	Fits to 1600mm wide desk	SCBS16RG1	SCBS16WG1	SCBS16AG1	○	●	£153.98
1800 x 380	Fits to 1800mm wide desk	SCBS18RG1	SCBS18WG1	SCBS18AG1	○	●	£175.98
Group 2 fabrics							
800 x 380	Fits to 800mm wide desk or desk return	SCBS80RG2	SCBS80WG2	SCBS80AG2	○	●	£138.58
1000 x 380	Fits to 1000mm wide desk or desk return	SCBS10RG2	SCBS10WG2	SCBS10AG2	○	●	£153.98
1200 x 380	Fits to 1200mm wide desk or desk return	SCBS12RG2	SCBS12WG2	SCBS12AG2	○	●	£153.98
1400 x 380	Fits to 1400mm wide desk	SCBS14RG2	SCBS14WG2	SCBS14AG2	○	●	£157.28
1600 x 380	Fits to 1600mm wide desk	SCBS16RG2	SCBS16WG2	SCBS16AG2	○	●	£169.38
1800 x 380	Fits to 1800mm wide desk	SCBS18RG2	SCBS18WG2	SCBS18AG2	○	●	£207.88

QS: Quick Ship | **GROUP A:** Subject to a longer lead time.

ACCESSORIES



Whether specifying a new interior, or refurbishing an existing work space, accessories are the little extras that make all the difference. Tidy away cables, or tidy away desk top clutter with a screen arm and a drawer tray. Or simply give everything a face lift with matching handles.

QS: Quick Ship | **GROUP A:** Subject to a longer lead time.

PEDESTAL ACCESSORIES

● Available
○ Not Available

ADJUSTABLE PEN TRAY



Description	Range	Colour	Code	QS	Grp A	RRP
Single	All wooden Pedestals	Black	ATPTRAYS	●	●	£17.85

PEN TRAYS, LIGHT GREY



Description	Range	Code	QS	Grp A	RRP
Single	AuraBench, Atmosphere & DominoBeam	SAPTRAY1LG	○	●	£26.46
Pack of 5	AuraBench, Atmosphere & DominoBeam	SAPTRAY5SY	●	●	£73.92

PEN TRAYS, DARK GREY



Description	Range	Code	QS	Grp A	RRP
Single	All *	ACPTRAY1DG	●	●	£26.46
Pack of 5	All *	ACPTRAY5	●	●	£71.86

* Not applicable to AuraBench, Atmosphere and DominoBeam.

BOW HANDLES



Description	Range	Colour	Code	QS	Grp A	RRP
Pack of 10	All	Silver	ACBOWS	●	●	£181.86

MOSAIC HANDLES



Description	Range	Colour	Code	QS	Grp A	RRP
Pack of 10	All	Silver	ACMOSAICS	●	●	£181.86

MATRIX HANDLES



Description	Range	Colour	Code	QS	Grp A	RRP
Pack of 10	All	Silver	ACMATRIXS	●	●	£181.86

OVAL HANDLES



Description	Range	Colour	Code	QS	Grp A	RRP
Pack of 10	All	Silver	ACOVALS	●	●	£181.86

BAR HANDLES



Description	Range	Colour	Code	QS	Grp A	RRP
Pack of 10	All	Silver	ACBARS	●	●	£181.86

MONITOR ARMS

An ergonomic monitor arm provides practical benefits and enhances the visual appeal of your installation.

5 Year Guarantee on all monitor arms.

QS: Quick Ship | **GROUP A:** Subject to a longer lead time.

● Available
○ Not Available

POLE MOUNTED, SINGLE



Description	Colour	Code	QS	Grp A	RRP
Pole mounted monitor arm for single screen, with quick release height adjustment and detachable VESA plate.	Black, Silver & White	ACMONARMSPM	○	●	£147.83

Simply add the colour suffix to your code when ordering.

B Black **S** Silver **W** White

POLE MOUNTED, TWIN



Description	Colour	Code	QS	Grp A	RRP
Pole mounted monitor arm for twin screen, with quick release height adjustment and detachable VESA plate.	Black, Silver & White	ACMONARMTMPM	○	●	£206.89

Simply add the colour suffix to your code when ordering.

B Black **S** Silver **W** White

SCREEN MOUNTED, SINGLE



Description	Colour	Code	QS	Grp A	RRP
Desk screen mounting pole mounted monitor arm for single screen, with quick release height adjustment and detachable VESA plate.	Black, Silver & White	ACMONARMSCPM	○	●	£143.89

Simply add the colour suffix to your code when ordering.

B Black **S** Silver **W** White

GAS LIFT, SINGLE



Description	Colour	Code	QS	Grp A	RRP
Gas lift slimline single monitor arm, desk clamp tightens from above desk, fully cable managed, removable VESA head.	Black, Silver & White	ACMONARMSDC	○	●	£255.91

Simply add the colour suffix to your code when ordering.

B Black **S** Silver **W** White

GAS LIFT, DUAL



A fixing to single monitor arm

Description	Colour	Code	QS	Grp A	RRP
Gas lift dual screen rail with quick release fixing to single monitor arm, universal 75mm VESA compatibility with all other monitor arms. Single monitor arm not included in price.	Black	ACMONARMDUALSRB	○	●	£157.66

LAPTOP HOLDER



Description	Colour	Code	QS	Grp A	RRP
Universal laptop holder for fixing to standard 75 / 100mm VESA fittings.	Silver & White	ACLAPHOLD	○	●	£88.77

Simply add the colour suffix to your code when ordering.

S Silver **W** White

CABLE MANAGEMENT

- Available
- Not Available

QS: Quick Ship | **GROUP A:** Subject to a longer lead time.

VERTICAL CABLE MANAGER



Description	Colour	Code	QS	Grp A	RRP
V1 Vertical Cable Manager. 5 Year Guarantee.	Black, Silver & White	ACCVSPINE	○	●	£69.09

Simply add the colour suffix to your code when ordering.
B Black **S** Silver **W** White


SLINKY CABLE MANAGER



Description	Colour	Code	QS	Grp A	RRP
Slinky Cable Manager	Black, Silver & White	ACCMSLINKY	○	●	£136.50

Simply add the colour suffix to your code when ordering.
B Black **S** Silver **W** White

CABLE TRUNKING



Description	Colour	Code	QS	Grp A	RRP
Plastic cable trunking to neatly conceal wires. 2 x 2.5 metre lengths included. Self adhesive to secure to surfaces.	Anthracite	ACCTRUNK	●	●	£89.43

WIRE MESH CABLE TRAYS



Description	Colour	Code	QS	Grp A	RRP
Suitable for 1000mm desk	Chrome	ACMESH10	●	●	£59.85
Suitable for 1200mm desk	Chrome	ACMESH12	●	●	£61.95
Suitable for 1400mm desk	Chrome	ACMESH14	●	●	£69.30
Suitable for 1600mm desk	Chrome	ACMESH16	●	●	£75.60
Suitable for 1800mm desk	Chrome	ACMESH18	●	●	£95.55

5 Year Guarantee on wire mesh cable trays.

CPU HOLDERS

- Available
- Not Available

QS: Quick Ship | **GROUP A:** Subject to a longer lead time.

CPU HOLDER 01



Description	Colour	Code	QS	Grp A	RRP
C3 large CPU holder for fixing to desk top, adjustable in W 80 – 220mm, H 300 – 530mm. 5 Year Guarantee.	Black, Silver & White	ACCPUHOLDL	○	●	£101.54
Simply add the colour suffix to your code when ordering. B Black S Silver W White					

CPU HOLDER 02



Description	Colour	Code	QS	Grp A	RRP
C6 universal adjustable belt CPU holder for fixing under the desk top. 5 Year Guarantee.	Black	ACCPUHOLDUNIB	○	●	£75.97

MICRO CPU HOLDER



Description	Colour	Code	QS	Grp A	RRP
Ideal for mini CPUs. Can be fitted to pole or arm, allows easy access to ports. Can also be fixed to any part of the desk. Fully adjustable for different CPU sizes. 5 Year Guarantee.	Black, Silver & White	ACCPUHOLDM	○	●	£46.20
Simply add the colour suffix to your code when ordering. B Black S Silver W White					

CPU UNIT



Description	Colour	Code	QS	Grp A	RRP
L342 x D600 x H665mm.	Beech	ACCPUNIT	●	●	£353.37

CPU TROLLEY



Description	Colour	Code	QS	Grp A	RRP
L555 x D204 x H80mm.	Beech	ACCPUTROL	●	●	£100.63



POWER MODULES

Integrated power modules are available in a variety of configurations providing you with power, data and media connections.

QS: Quick Ship | **GROUP A:** Subject to a longer lead time.

FLIP TOP POWER MODULES

The Flip top in desk power module has a flip up cover which can go flat when not in use, perfect for boardroom tables. The sloping edge design ensures cables run flat and smoothly on exit. Available in grey, white or black with silver lids.

● Available

○ Not Available

FLIP TOP POWER MODULES 01



Description	Colour	Code	QS	Grp A	RRP
2 UK sockets & RJ45 sockets with switch.	Black Grey White	ACPMRJ45	○	●	£185.00
<ul style="list-style-type: none"> 2 x UK Sockets 2 x RJ45 sockets Mains lead 2m 2 x 2m RJ45 Cat6 data lead 					

FLIP TOP POWER MODULES 02



Description	Colour	Code	QS	Grp A	RRP
2 UK Sockets with switch and USB socket	Black Grey White	ACPMSCUK	○	●	£265.00
<ul style="list-style-type: none"> 2 x UK Sockets 1 x USB A+C Smart Connector Mains lead 2m 					

POWER MODULES

- Available
○ Not Available

QS: Quick Ship | **GROUP A:** Subject to a longer lead time.

PORT HOLES



Easy to retrofit, incorporates an under desk, hand tightened barrel nut to fix unit in place. All power and data cables exit from the base of the unit.

Description	Colour	Code	QS	Grp A	RRP
Port Hole 1 x Power socket and 1m mains cable • Power socket 3.15A individually fused with 1m mains cable to 3 pin connector	Black Grey White	ACPORTSOCKBK ACPORTSOCKGY ACPORTSOCKWH	○	●	£137.55
Port Hole with USB Socket 1 x Power socket, 1 x USB socket, 1m mains cable, 2m USB lead • Power socket 3.15A individually fused with 1m mains cable to 3 pin connector and 2m USB lead.	Black Grey White	ACPORTUSBBK ACPORTUSBGY ACPORTUSBWH	○	●	£138.60
Power Hole with RJ45 Cat6 Socket 1 x Power socket, 1 x RJ45 Cat6 socket, 1m mains cable, 3m data lead • Power socket 3.15A individually fused with 1m mains cable to 3 pin connector with 3m data lead.	Black, Grey White	ACPORTRJ45BK ACPORTRJ45GY ACPORTRJ45WH	○	●	£194.25

Port holes fit desks fitted with round cable ports.

Port holes feature individual fuse and are independently certified to BS 5733.

GANG SOCKET



Description	Colour	Code	QS	Grp A	RRP
2 Socket with switches	Black	ACSOCKET2	●	●	£48.51
3 Sockets, no switches	Black	ACSOCKET3	●	●	£51.54
4 Sockets, no switches	Black	ACSOCKET4	●	●	£56.49

MAINS CABLE



Description	Colour	Code	QS	Grp A	RRP
3 Metre length	Black	ACMAINCAB3	●	●	£19.87
5 Metre length	Black	ACMAINCAB5	●	●	£24.76
7 Metre length	Black	ACMAINCAB7	●	●	£30.15

CHAIR MATS

Chair mats protect carpets and hard floors from damage caused by chairs and other furnishings.

- Clear carpet protection mat to prevent carpet wear caused by chair casters.
- Clear material allows the design of your floor to show through.
- Provides ergonomic benefits by providing easy glide movement and reduced leg fatigue.
- Gripper or smooth back options for use on both carpets and hard floors.



QS: Quick Ship | **GROUP A:** Subject to a longer lead time.

POLYCARBONATE CHAIR MATS

● Available
○ Not Available



Surface	W x H (cm)	Colour	Code	QS	Grp A	RRP
Gripper Backed For Carpets	120 x 90	Clear	ACPC1290C	○	●	£74.00
Gripper Backed For Carpets	150 x 120	Clear	ACPC1520C	○	●	£115.00
Smooth Backed For Hard Floors	120 x 90	Clear	ACPC1290H	○	●	£56.00
Smooth Backed For Hard Floors	150 x 120	Clear	ACPC1520H	○	●	£85.00



- Incredibly tough polycarbonate formulation with attractive textured top surface.
- Rigid material provides an ergonomic easy glide surface for chair users to reduce back and leg strain.
- Gripper or smooth back for use on both carpets and hard floors.
- PVC, Cadmium, Tin & Lead free for peace of mind.
- Manufactured using up to 30% renewable energy.
- Contains up to 50% recycled content.
- 100% recyclable.
- 3 year guarantee.

PVC CHAIR MATS

● Available
○ Not Available



Surface	W x H (cm)	Colour	Code	QS	Grp A	RRP
Gripper Backed For Carpets	120 x 90	Clear	ACPV1290C	○	●	£54.00
Gripper Backed For Carpets	150 x 120	Clear	ACPV1520C	○	●	£80.00
Smooth Backed For Hard Floors	120 x 90	Clear	ACPV1290H	○	●	£47.00
Smooth Backed For Hard Floors	150 x 120	Clear	ACPV1520H	○	●	£70.00



- Durable construction with attractive textured top surface.
- Gripper or smooth back for use on both carpets and hard floors.
- 100 % free of harmful DIDP Phthalate content for improved air quality over conventional PVC products.
- Cadmium, Tin & Lead free for peace of mind.
- Contains up to 25% recycled content.
- Manufactured using up to 30% renewable energy.
- 2 year guarantee.

ANTI-FATIGUE SYSTEM MATS

Get the most out of our InMotion sit-stand desks with an ergonomic surface mat.



Designed to encourage regular foot movement and changes in standing position, to stimulate blood flow and increase metabolism.

- Contains anti-microbial ingredients to protect from microbial deterioration and is effective for the life of the product.
- Anti-slip base with 'easy-slide' for repositioning.
- Environmentally friendly. Non-toxic and phthalate free.
- 10 year Guarantee



- Available
- Not Available

QS: Quick Ship | **GROUP A:** Subject to a longer lead time.

AFS MATS 2000



W x D (cm)	Colour	Code	QS	Grp A	RRP
50 x 80 cm	Midnight Black	ACAF20	○	●	£100.00
<ul style="list-style-type: none"> • High gauge 18mm polyurethane construction. • Deep cushioned mat. • Features an ergonomically designed print that encourages regular movement. • Anti-microbial. • Anti-slip base. 					

AFS MATS 3000



W x D (cm)	Colour	Code	QS	Grp A	RRP
50 x 100 cm	Midnight Black	ACAF30	○	●	£122.00
<ul style="list-style-type: none"> • Premium gauge extra depth 20mm polyurethane construction designed not to lose body support over time. • Extended width for larger areas. • Polyester cover for added comfort, ideal for users who like to work without footwear. • Contoured, curl-proof edging ensures stability. • Anti-microbial. • Anti-slip base. 					

AFS MATS 3000x



W x D (cm)	Colour	Code	QS	Grp A	RRP
50 x 100 cm	Midnight Black	ACAF3X	○	●	£136.00
<ul style="list-style-type: none"> • Premium gauge extra depth 20mm polyurethane construction designed not to lose body support over time. • Polyester cover for added comfort, ideal for users who like to work without footwear. • Debossed surface provides foot massage and encourages movement. • Contoured, curl-proof edging ensures stability. • Extended width for larger areas. • Built in hang tag. • Anti-microbial. • Anti-slip base. 					

AFS MATS 5000



W x D (cm)	Colour	Code	QS	Grp A	RRP
66 x 90 cm	Midnight Black	ACAF50	○	●	£158.00
<ul style="list-style-type: none"> • Premium gauge extra depth polyurethane construction designed not to lose body support over time. • Contoured profile between 20mm and 50mm. • Raised trigger massage pods to encourage movement and massage the soles of feet (if working without shoes). • Ergo-bar and raised surround allows stretching of feet and ankles. This feature can also be used to easily reposition the mat. • Anti-microbial. • Anti-slip base. 					

FABRIC GROUPS

TASK & MEETING CHAIRS

Camira			
Group 1	Group 2	Group 3	Group 4
Advantage	Canopy	Aspect	Aquarius
Citadel	Chateau	Halcyon - Linden	Blazer
Era	Manhattan	Honeycomb	Halcyon - Aspen
Gravity	Mainline	Mainline Flax	Halcyon - Blossom
Phoenix	Sprint	Nexus	Halcyon - Ceder
Rivet	Urban	Patina	Halcyon - Poplar
	Velocity Mesh	Xtreme CS	Hebden & Hemp Plus
	Vita		Hi-Tech
	X2		Intervene
	Xtreme Plus		Landscape Collection
			Oxygen
			Silk
			Synergy
			Track
			Trail
			24/7 Flax

FABRIC GROUPS

TASK & MEETING CHAIRS

Chieftain (Vinyl Fabric)			
Group 1	Group 2	Group 3	Group 4
	Pu Trimcell Classic		Just Colour
Gabriel			
Group 1	Group 2	Group 3	Group 4
	Dragon	Atlantic	
	Event	Fighter	
	String	Grace	
		Harlequin	
		Medley	
		Step	
Panaz			
Group 1	Group 2	Group 3	Group 4
		Highland	Alcazar
		Microvelle	Harvard
		Linear	Vespa
		Myriad	Crisp
		Pu Ultimate Touch	Fame
		Pu Cadet Colours	Flex
			Infinity
			Interglobe Wool 2
			Monment
			Nova 2
			Omega
			Runner
			Step Melange

Leather and other ranges, price on application.

Guarantee

For 8 hours per day use all models have 5 Year Guarantee on all chairs and 2 year guarantee on moving parts.

For 24 hour per day use a structural guarantee applies.

Fabric Guarantee as per manufacturer instructions.

A selection of our most popular colour fabrics shown. For more colour options visit www.camirafabrics.com/contract

FABRIC GROUPS

SOFT SEATING

Camira						
Group A	Group B	Group C	Group D	Group E	Group F	Group G
Advantage	Canopy	Aspect	24/7 Flax	Acrobat (Net)	Corrosion	Leather
Citadel	Chateau Plus	Halcyon - Linden	Aquarius	Code	Nettle Collection	
Era	Mainline Plus	Honeycomb	Blazer	Craggan	Synergy - Chevron	
Gravity	Manhattan	Mainline Flax	Halcyon - Aspen	Craggan Flax	Synergy - Hourglass	
Rivet	Sprint	Patina	Halcyon - Blossom	Individuo	Synergy - Quilt	
	Urban Plus		Halcyon - Ceder	Trail	Vintage	
	Velocity		Halcyon - Poplar		Zig Zag	
	Vita		Hebden & Hemp			
	X2		Hi-Tech			
			Intervene			
			Landscape			
			Mainline Flax Stripe			
			Oxygen			
			Silk			
			Synergy			
		Track				
Agua						
Group A	Group B	Group C	Group D	Group E	Group F	Group G
	Juno	Aura	7 Collection			
	Libra	Cashmir	Alberta			
	Linetta	Furnisoft	Mystique			
	Lunar	Fusion	Oregon			
	Paint Pot	Nova	Stretch			
		Ocular				
		Parody				
		Snowdon				
		Stirata				
		Taurus				
		Vistas				
Chieftain (Vinyl Fabric)						
Group A	Group B	Group C	Group D	Group E	Group F	Group G
	Carino					
	Just Colour					
	Just Pattern					

FABRIC GROUPS

SOFT SEATING

Crest Leather						
Group A	Group B	Group C	Group D	Group E	Group F	Group G
						Leather
Lexaire						
Group A	Group B	Group C	Group D	Group E	Group F	Group G
Classic						Leather
Paintbox						
Plus						
Panaz						
Group A	Group B	Group C	Group D	Group E	Group F	Group G
		Cadet Colours	Altair	Binary Age		
		Haven	Aston	Digital Age		
		Lush	Brookland	Gridz		
		Marna	Calroust	Harvard		
		Myraid	Coco	Isla		
			Darcy	Lara		
			Eve	Oasis		
			Highland	Patternistas		
			Linear	Rhona		
			Mircrovelle	Shapes		
			Montagu	Tessellate		
			Morgan	Vespa		
			Portman			
			Soho			
			Soft Touch			
			Ultimate Touch			
Yarwood						
Group A	Group B	Group C	Group D	Group E	Group F	Group G
						Leather

Please note where fabric finishes have been selected from multiple group bands, the higher price band will be charged for the whole unit.

If you require fabric to be treated for Fire Retardency, the fabric will move up to the next price band.

All of our Soft Seating comes with a **5 Year Guarantee** (Fabric guarantee as per manufacturer's instructions).

To ensure your fabric choice meets the needs of your commercial interior and for technical specification and fabric guarantees, please visit www.camirafabrics.com/contract

For any other queries or for assistance in selecting your products contact our friendly Customer Services team on **01953 453830**

A selection of our most popular colour fabrics shown. For more colour options visit www.camirafabrics.com/contract

FABRIC GROUPS

HEYDON

Camira

Group 1

Advantage
Xtreme
Manhattan
Gravity
X2
Canopy

Group 2

Chateau +
Mainline + & Flax
Urban +
Aquarius
Blazer
Sprint
Vita

Group 3

Oxygen
Intervene +
Hemp
Synergy

Group 4

Craggan
Hebden +

Kvadrat

Group 1

Group 2

Umami

Group 3

Pause 4

Group 4

Cava 3
Divina 3
Field
Flora 2
Remix 2
Plot
Steelcut Trio 2
Clara

Macflex

Group 1

Oporto

Group 2

Porus
Savanna
Delta/Syntec
Sintra

Group 3

Durius
Polo
Ostrich

Group 4

Gabriel

Group 1

Event

Group 2

Digital 2
Fighter
Europost
Gaja Classic
Argos 2

Group 3

Fame
Atlantic
Step

Group 4

Step Melange
Charisma
Flex
Nova 2
Europost 2

Sunbury

Group 1

Group 2

Group 3

Group 4

Laiqu

John Tate

Group 1

Group 2

Just Colour

Group 3

Ambla

Group 4

Panaz

Group 1

Group 2

Group 3

Group 4

Aston

Agua

Group 1

Group 2

Libra
Lunra
Paint Pot
Aries
Aura
Cashmir
Classic

Evoke
Juno
Linetta
Nova
Sirata
Taurus

Group 3

Aura Stripe
Mystique
7 Collection

Group 4

Derrytex

FABRIC GROUPS

HEYDON

Vescom					
Group 1	Group 2		Group 3		Group 4
	Furka Plus		Samar		Yuma
	Leone Plus				Lami
	Cres				Ariana
J Singleton					
Group 1	Group 2		Group 3		Group 4
	Just Colour		Ambla		
Spectrum					
Group 1	Group 2		Group 3		Group 4
	Colour Pallett				Piccadilly
	Metallics				
CTP					
Group 1	Group 2		Group 3		Group 4
	Valencia				
Ultra Leather					
Group 1	Group 2		Group 3		Group 4
			Ultra Leather		
Bute					
Group 1	Group 2		Group 3		Group 4
			Kilmory		Clyde
					Kames
					Elgin
					Lewis
					Pentland
					Melrose
					Ramshead
					New Selkirk
					Rosslyn
					Skye
					Stuart Tartan
					Storr
					Argyll
					Tay
					Braemar
					Troon
					Esk
					Turnberry
					Heathered Tweed
					Tuitti Fruitti Tweed
					Iona
					Tweed

SCREENS

EXECUTIVE / STANDARD SCREENS

Camira	
Group 1	Group 2
Cara, Carlow	Lucia

STANDARD SCREENS

Are available in a choice of 4 standard fabric colours: Black, Blue, Ruby Red or Grey on Quick Ship Delivery.



BK Black



BL Blue



RB Ruby



GY Grey




FABRIC SWATCHES


SEATING

GROUP 1 / A


PHOENIX



ADVANTAGE



GRAVITY




A selection of our most popular colour fabrics shown. For more colour options visit www.camirafabrics.com/contract
Swatches shown are for illustration only, colour may vary.

FABRIC SWATCHES

SEATING

GROUP 2 / B - (HEYDON GROUP 1)


XTREME



CANOPY



MANHATTAN




A selection of our most popular colour fabrics shown. For more colour options visit www.camirafabrics.com/contract
Swatches shown are for illustration only, colour may vary.

FABRIC SWATCHES


SCREENS

GROUP 1

CARA



CARLOW



A selection of our most popular colour fabrics shown. For more colour options visit www.camirafabrics.com/contract
Swatches shown are for illustration only, colour may vary.

FABRIC SWATCHES

SCREENS

GROUP 2

LUCIA



STANDARD WAVE SCREEN

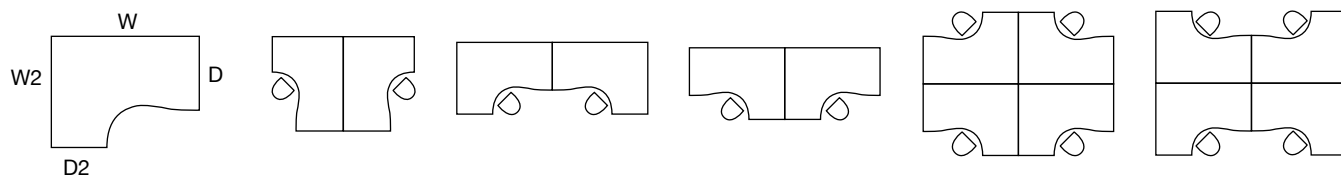
Shown in Cara Fair Isle
(Group 1)



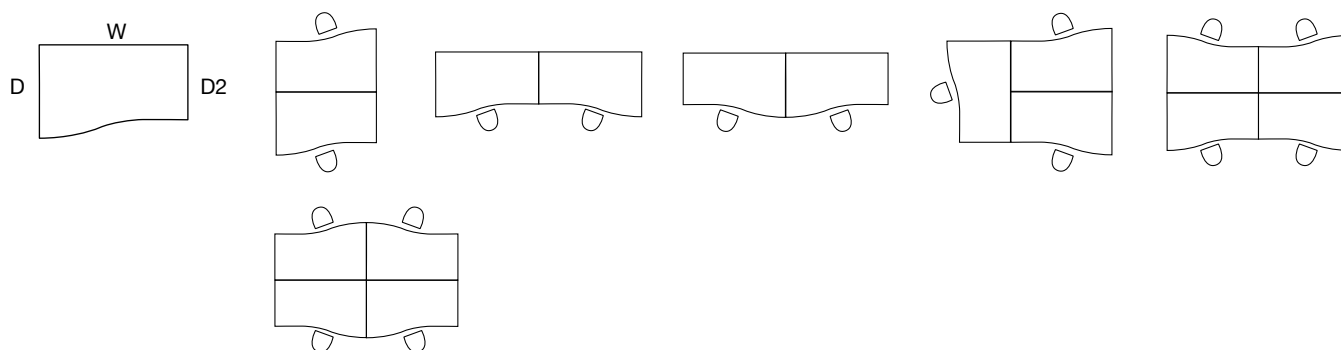
A selection of our most popular colour fabrics shown. For more colour options visit www.camirafabrics.com/contract
Swatches shown are for illustration only, colour may vary.

DESK CONFIGURATIONS

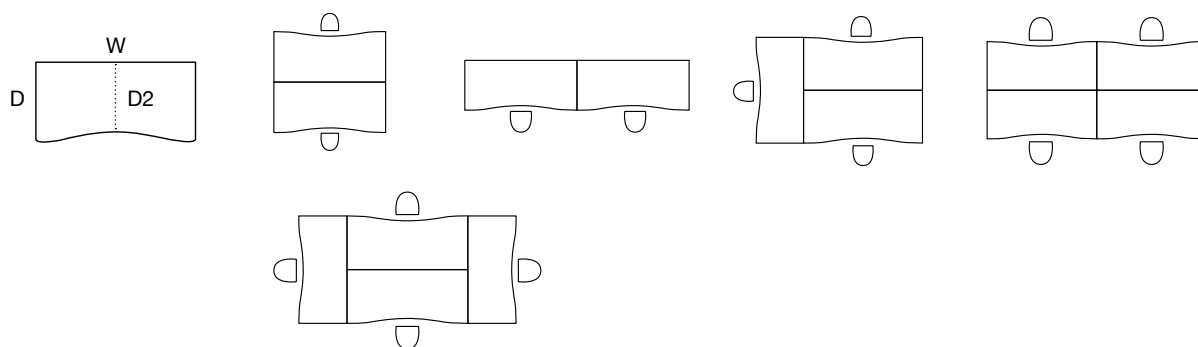
CRESCENT DESK



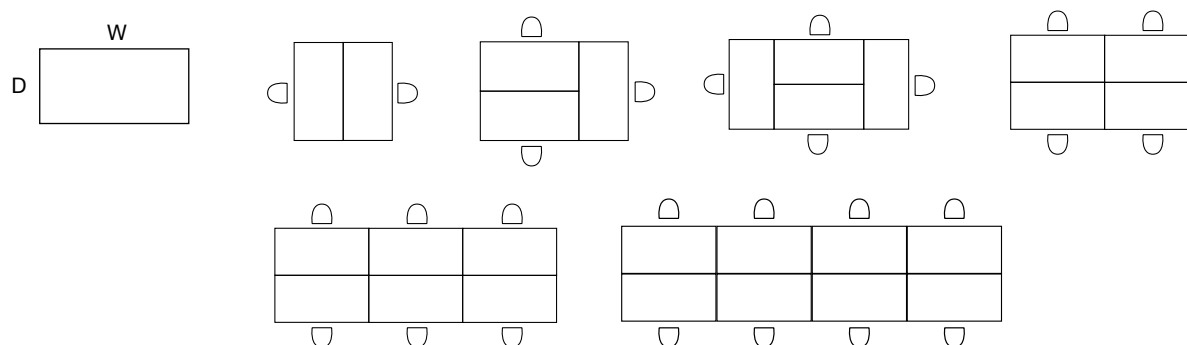
WAVE DESK



DOUBLE WAVE DESK

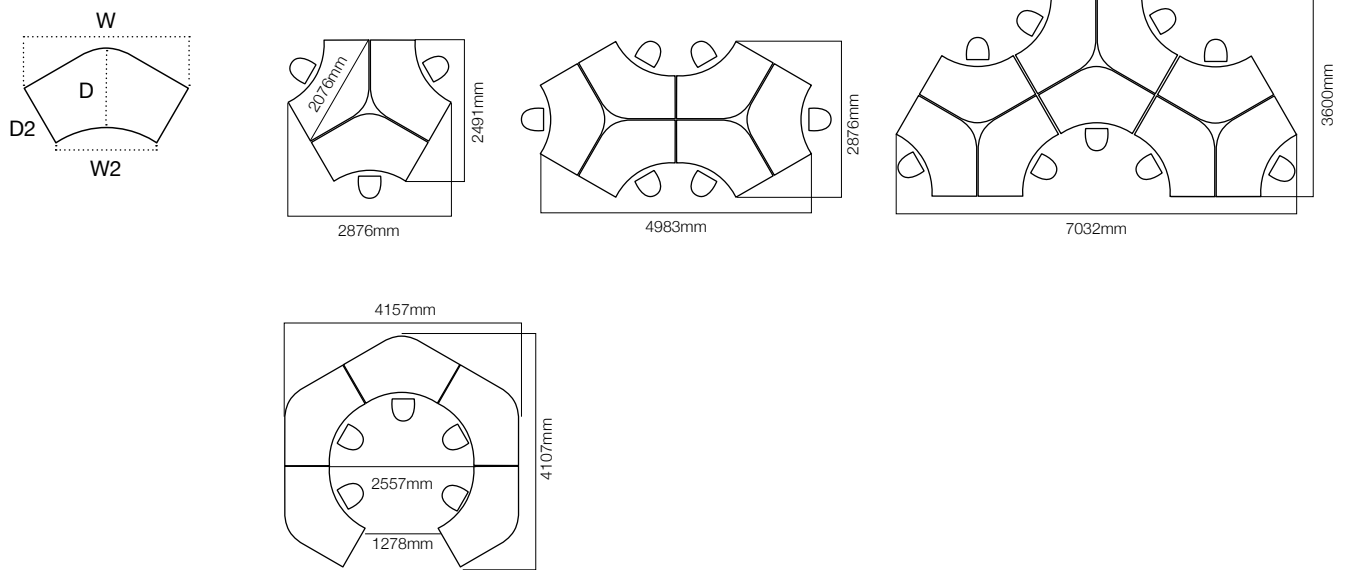


RECTANGULAR DESKS

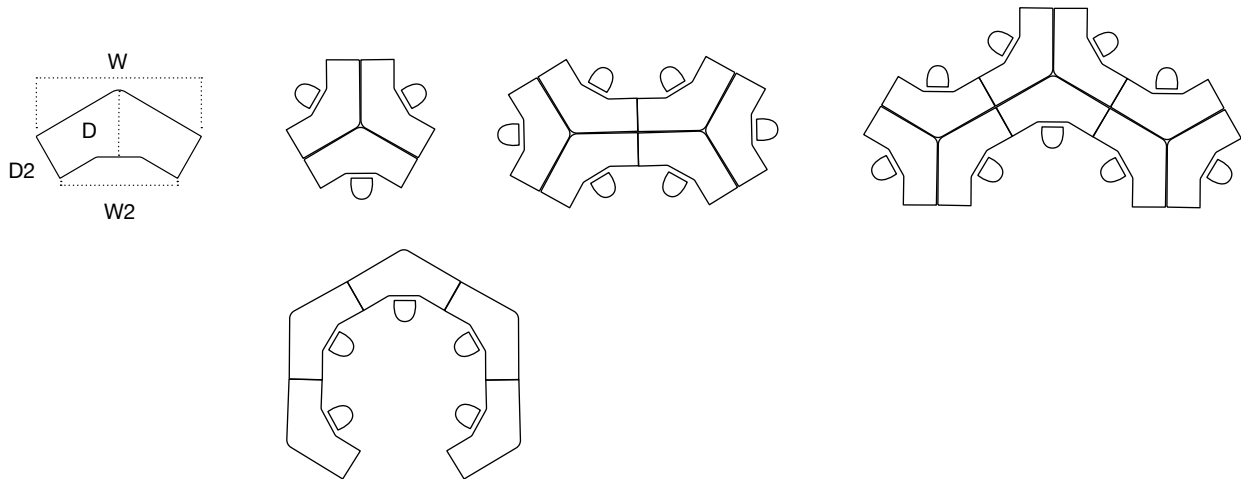


DESK CONFIGURATIONS

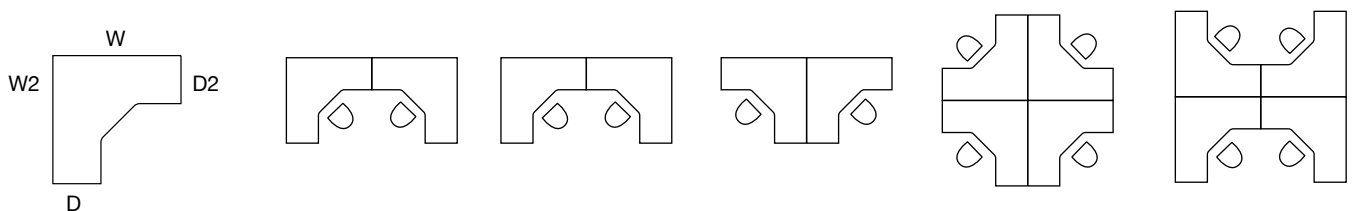
ATMOSPHERE DELTA DESK



DUTY DELTA DESK



DUTY UNIVERSAL CRESCENT



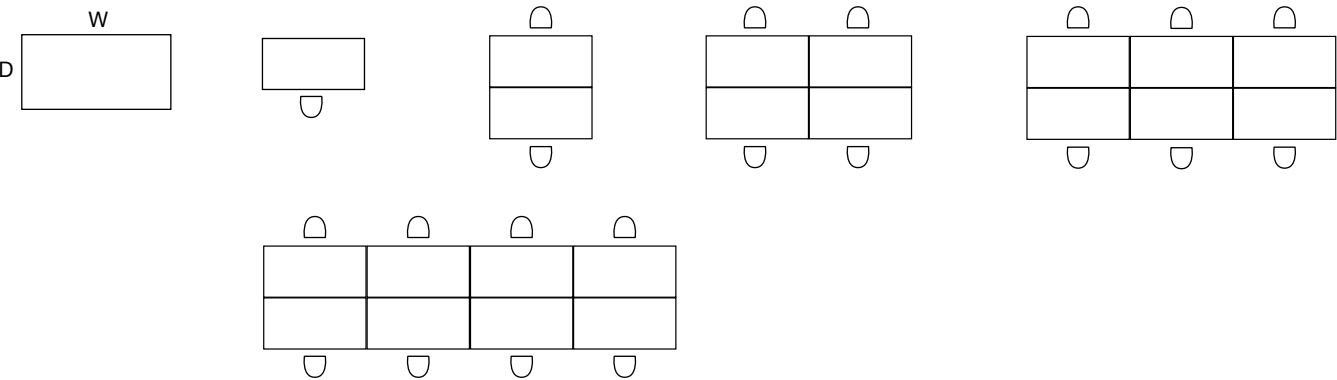
DESK CONFIGURATIONS

AURABENCH

A selection of configurations are displayed below. If you require a configuration that is not displayed, the bench system allows you to add additional desks to create your own combination. For example: add a Plus 2 to a set of 8 for a 10 desk configuration.

RECTANGULAR DESK, AURABENCH

600 / 800 Deep



WAVE DESK, AURABENCH

600 / 800 Deep

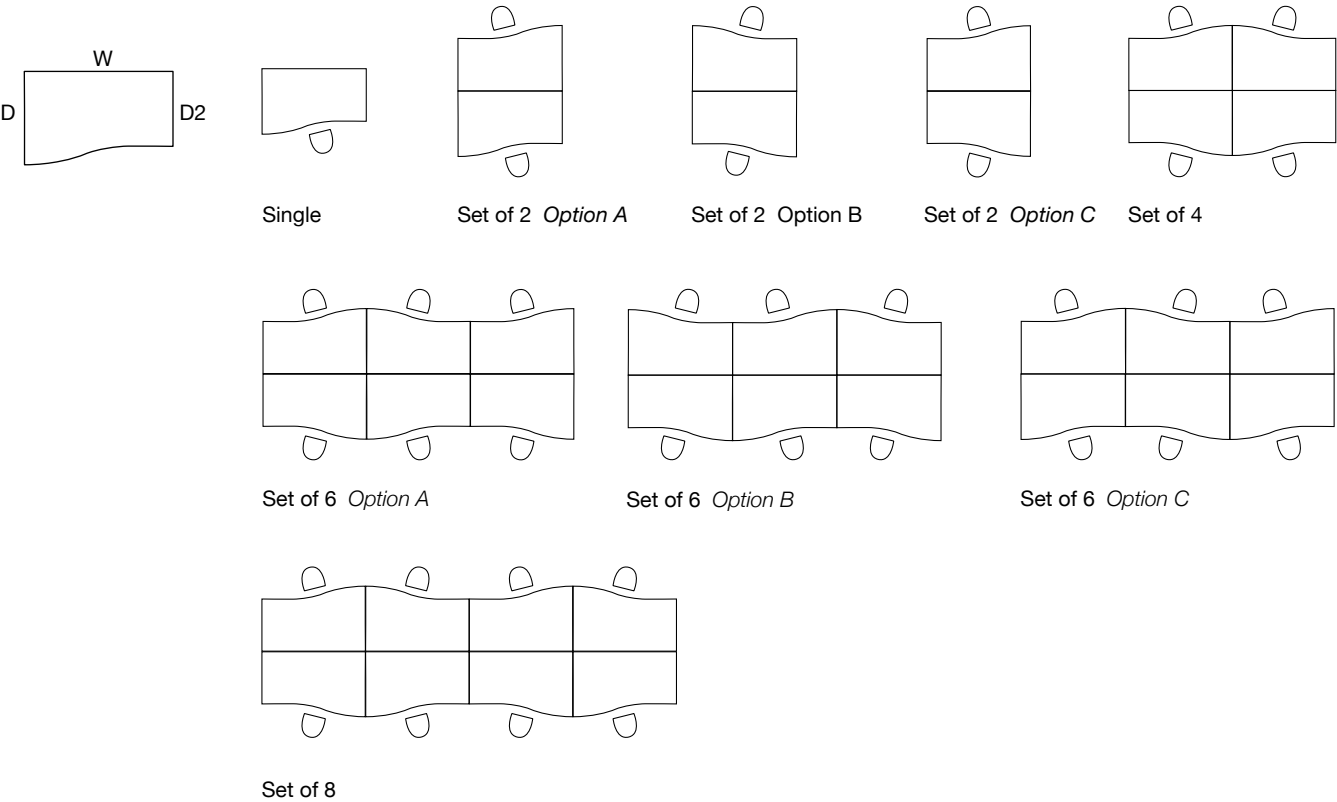
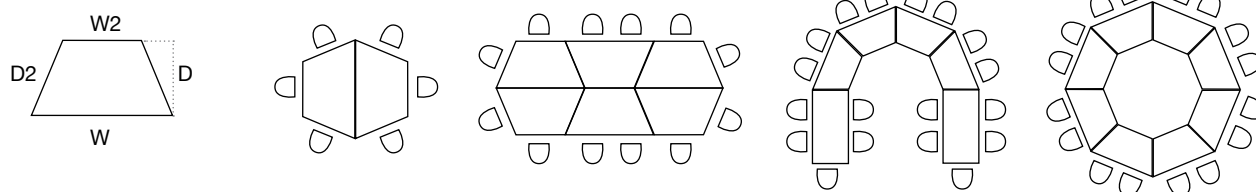
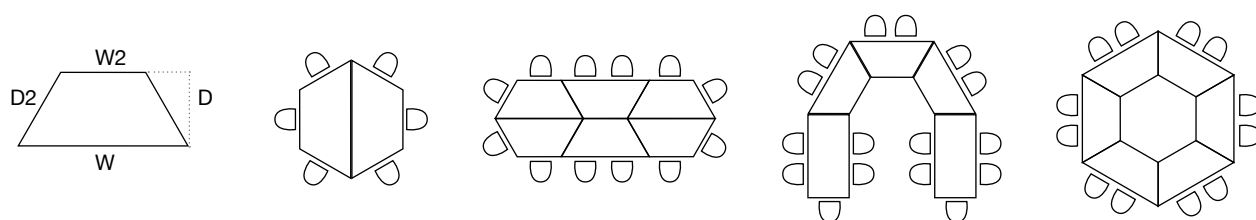


TABLE CONFIGURATIONS


TRAPEZOIDAL 22.5° TABLES



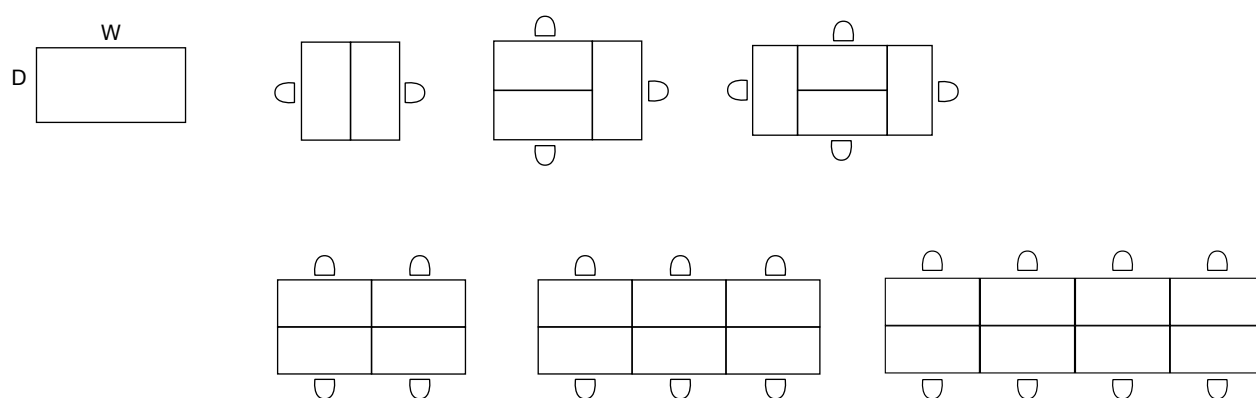
TRAPEZOIDAL 30° TABLES



SEMI CIRCULAR TABLES



RECTANGULAR TABLES



Select

Office Furniture

3 Western Way | Bury St. Edmunds | Suffolk | IP33 3SP

T: 01284 767670 | E: sales@selectofficefurniture.co.uk

selectofficefurniture.co.uk



@SelectOffFurn

January 2020

E&OE January 2020

Images featured within this brochure are for illustrative purposes and appearances may vary from those shown. Due to our ongoing initiatives, Lee & Plumptre Ltd. reserve the right to change, modify or delete products at any time without notification.

